

# FLORIDA™

## MEN'S BASKETBALL

Release Date: April 15, 2014



### 2013-14 Florida Gators (36-3/18-0 SEC) SEC Regular Season & Tournament Champions NCAA Final Four



#### COACH

Billy Donovan  
451-169 | 18 seasons at Florida  
486-189 | 20 seasons overall

#### TWITTER

@GatorZoneMBK  
@GatorZoneNews  
@UFCoachBillyD  
#ItsGreatUF

#### FACEBOOK

Facebook.com/FloridaGators

#### NOTABLE NUMBERS

5

The Gators made their fifth all-time Final Four appearance and their fourth under Billy Donovan.

30

Florida rolled up a program-record 30-game win streak, which included a 21-0 mark vs. SEC competition, spanning the regular season and conference tournament.

3

The 2014 senior class became the first in UF history to win three SEC championships and the first SEC class to win three league titles since the 1998 UK seniors.

1

Scottie Wilbekin became the first Gator to sweep SEC Player of the Year, SEC Tournament MVP and NCAA Region Most Outstanding Player honors. Ron Mercer (1997, UK) is the only other player in league history to accomplish that sweep.

1,300/800

Patric Young became the 11th player in Florida history to notch 1,300 points and 800 rebounds over the course of his career. Young finished with 1,307 points and 849 rebounds.

9

Three seniors, Casey Prather (Wooden, AP, USA Today), Wilbekin (AP, USA Today, Sporting News, NABC) and Young (AP, Senior CLASS), earned a total of nine All-American honors.

8

Florida anticipates placing a conference-record eight players on the SEC Academic Honor Roll.

- Florida earned its fifth Final Four appearance in program history, the fourth under head coach Billy Donovan.
- The Gators swept the SEC regular season and SEC Tournament championships for the second time (2007).
- Florida posted the first 18-0 conference record in SEC history and finished with a 21-0 mark vs. SEC competition following the SEC Tournament title. The Gators are the first major-conference team to go undefeated in an 18-game (or more) league schedule since Indiana in 1976.
- The SEC regular season championship marked UF's seventh all-time, sixth under Donovan and third in the past four years.
- The senior class graduates as the first in UF history to win three SEC titles and with more wins than any class in school history with 120.
- UF earned the No. 1 overall seed in the NCAA Tournament for the second time in team history (2007).
- The Gators have reached at least the Elite Eight in each of the past four seasons, while no other team in the country has even made the Sweet 16 all of the past four years.
- Florida made its 17th NCAA Tournament appearance and 14th under Billy Donovan. The Gators are 39-15 all-time in the NCAA Tournament, 35-12 under Donovan.
- Scottie Wilbekin added to his trophy case with South Region Most Outstanding Player honors, averaging 16.8 points over the Gators' first four NCAA Tournament games. Michael Frazier also earned All-South Region recognition, with 10.5 points and 4.0 rebounds per game and 10 total 3-pointers.
- UF is one of 18 teams in D-I history to accomplish the 18-0 league mark and joins Wichita State and Stephen F. Austin reaching the mark this season, marking the first time more than one team has done so in a season (see page 7 for complete list).
- Florida's senior class won 55 regular season SEC games over the past four seasons, most in the conference during that period (UK, 50; Alabama and Tennessee, 40).
- The Gators posted an undefeated home record for the second straight season, good for 32 in a row.
- Florida became the first SEC team to win three outright championships in four years since Kentucky did so in 1995, '96 and '98.
- UF moved to the No. 1 position in the polls on Feb. 24, the latest in the season it had ever been the top-ranked team, and held that position until its loss in the Final Four.

#### NOVEMBER

1	Fla. Southern (Exh.)	GV	W	110-88
8	North Florida	SUN	W	77-69
12	at #20/19 Wisconsin	ESPN2	L	53-59
16	Arkansas-Little Rock	FSFL	W	86-56
18	Southern U.	SUN	W	67-53
21	Middle Tennessee	SUN	W	79-59
25	at Jacksonville	FSFL	W	86-60
29	Florida State	ESPN2	W	67-66

#### DECEMBER

2	at #12/14 Connecticut	ESPN2	L	64-65
10	#13 Kansas	ESPN	W	67-61
17	vs. #15/14 Memphis	ESPN	W	77-75
21	vs. Fresno State	SUN/FSN	W	66-49
29	Savannah State	SUN/FSN	W	76-34

#### JANUARY

4	Richmond	CSS/CST	W	67-58
8	South Carolina	CSS/CST	W	74-58
11	at Arkansas	ESPN2	W/OT	84-82
14	Georgia	ESPNU	W	72-50
18	at Auburn	SEC	W	68-61
23	at Alabama	ESPN2	W	68-62
25	Tennessee	ESPN	W	67-41
30	at Mississippi State	ESPN2	W	62-51

#### FEBRUARY

1	Texas A&M	SEC	W	69-36
4	Missouri	ESPN	W	68-58
8	Alabama	ESPN	W	78-69
11	at Tennessee	ESPN	W	67-58
15	at #14/13 Kentucky	ESPN	W	69-59
19	Auburn	FSN	W	71-66
22	at Ole Miss	CBS	W	75-71
25	at Vanderbilt	ESPN	W	57-54

#### MARCH

1	LSU	CBS	W	79-61
4	at South Carolina	ESPNU	W	72-46
8	#25/24 Kentucky	CBS	W	84-65
14	vs. Missouri	ESPNU	W	72-49
15	vs. Tennessee	ABC	W	56-49
16	vs. Kentucky	ESPN	W	61-60
20	vs. Albany	TBS	W	67-55
22	vs. Pittsburgh	CBS	W	61-45
27	vs. #20/23 UCLA	CBS	W	79-68
29	vs. Dayton	TBS	W	62-52

#### APRIL

5	vs. #18/19 Connecticut	TBS	L	53-63
---	------------------------	-----	---	-------

#### USUAL STARTERS

#	Name	Pos.	Ht.	Wt.	Cl.	P/RPG
15	Will Yeguete	F	6-8	230	Sr.	4.9/5.2
24	Casey Prather	F	6-6	212	Sr.	13.8/5.0
4	Patric Young	C	6-9	240	Sr.	11.0/6.2
5	Scottie Wilbekin	G	6-2	176	Sr.	13.1/3.6a
20	Michael Frazier II	G	6-4	199	So.	12.4/3.5

#### TOP RESERVES

#	Name	Pos.	Ht.	Wt.	Cl.	P/RPG
10	Dorian Finney-Smith	F	6-8	212	RSO.	8.7/6.7
0	Kasey Hill	G	6-1	181	Fr.	5.5/3.1a
25	DeVon Walker	G/F	6-6	195	So.	2.4/1.2
23	Chris Walker	F	6-10	220	Fr.	1.9/1.3
30	Jacob Kurtz	F	6-6	210	Jr.	1.6/1.5

# 0 Kasey HILL

Guard  
Freshman  
Umatilla, Fla.  
6-9 | 181

2013 McDonald's All-American...Primary backup point guard behind Scottie Wilbekin...Has great vision and the ability to explode down the lane and finish at the rim...One of the quickest players in the league with the ball in his hands...Top 10 in the SEC in steals, assists and assist/turnover ratio...Recorded his first 10-assist game in the Sweet 16 vs. UCLA.

Year	GP	GS	Min	Avg	FG	FGA	Pct	3FG	3A	Pct	FT	FTA	Pct	OR	DR	Tot	Avg	PF	FO	Ast	TO	Blk	Stl	Pts	Avg
2013-14	32	8	703	22.0	57	140	.407	5	35	.143	57	86	.663	9	54	63	2.0	67	2	100	50	5	37	176	5.5

# 4 Patric YOUNG

Center  
Senior  
Jacksonville, Fla.  
6-9 | 240

SEC Defensive Player of the Year...Second-team All-SEC...All-SEC Tournament Team...The 50th 1,000-point scorer in UF history...Elite post defender, exceptional at corralling guards in pick and roll defense...Academic All-American...Three-time SEC Scholar-Athlete of the Year...Has 11 career double-doubles...Grabbed career-high 14 rebounds vs. Texas A&M.

Year	GP	GS	Min	Avg	FG	FGA	Pct	3FG	3A	Pct	FT	FTA	Pct	OR	DR	Tot	Avg	PF	FO	Ast	TO	Blk	Stl	Pts	Avg
2013-14	39	37	1025	26.3	171	316	.541	0	0	.000	87	146	.596	101	139	240	6.2	101	3	30	49	41	25	429	11.0
TOTAL	150	107	3644	24.3	536	929	.577	0	0	.000	235	413	.569	345	504	849	5.7	358	8	115	187	160	98	1307	8.7

# 5 Scottie WILBEKIN

Guard  
Senior  
Gainesville, Fla.  
6-2 | 176

SEC Player of the Year...SEC Tournament MVP...Sporting News All-American...First-team All-SEC...Hit the game-tying shot to force OT at Arkansas, then added nine points in extra time...Hit a clutch jumper in the closing minutes a week later at Auburn to preserve UF's lead...An intense perimeter defender and an effective distributor...Scored a career-best 23 at Kentucky.

Year	GP	GS	Min	Avg	FG	FGA	Pct	3FG	3A	Pct	FT	FTA	Pct	OR	DR	Tot	Avg	PF	FO	Ast	TO	Blk	Stl	Pts	Avg
2013-14	34	33	1155	34.0	140	348	.402	67	172	.390	100	138	.725	6	77	83	2.4	59	0	123	58	0	56	447	13.1
TOTAL	143	64	3467	24.2	320	769	.416	138	367	.376	175	246	.711	55	239	294	2.1	214	2	419	182	5	167	953	6.7

# 10 Dorian FINNEY-SMITH

Forward  
Sophomore (R)  
Portsmouth, Va.  
6-8 | 212

SEC Sixth Man of the Year...Had a career day at Arkansas, leading UF to the overtime victory with 22 points and 15 rebounds, his second double-double of the season, while making his only conference start of the season...Highest-scoring reserve who plays starters' minutes and is the Gators' leading rebounder.

Year	GP	GS	Min	Avg	FG	FGA	Pct	3FG	3A	Pct	FT	FTA	Pct	OR	DR	Tot	Avg	PF	FO	Ast	TO	Blk	Stl	Pts	Avg
2013-14	37	2	955	25.8	105	284	.370	39	133	.293	74	115	.643	94	153	247	6.7	80	2	76	61	16	16	323	8.7
All*	70	32	1912	27.3	174	492	.354	65	204	.319	119	192	.620	185	294	479	6.8	169	4	138	118	39	40	532	7.6

# 15 Will YEGUETE

Forward  
Senior  
Bordeaux, France  
6-8 | 230

Prototypical hustle player with a knack for grabbing rebounds and loose balls...Great anticipation and positioning on the glass...Excellent defender who impacts the game in ways that do not show up in the box score...Two-time member of the SEC Community Service Team...Regularly visits children in the hospital and attends women's soccer matches and other Gator sporting events on campus.

Year	GP	GS	Min	Avg	FG	FGA	Pct	3FG	3A	Pct	FT	FTA	Pct	OR	DR	Tot	Avg	PF	FO	Ast	TO	Blk	Stl	Pts	Avg
2013-14	39	39	909	23.3	65	149	.436	4	21	.190	57	86	.663	54	147	201	5.2	85	1	45	45	7	37	191	4.9
TOTAL	127	59	2347	18.5	189	383	.493	5	25	.200	132	238	.555	211	415	626	4.9	232	1	110	124	28	117	515	4.1

# 20 Michael FRAZIER II

Guard  
Sophomore  
Tampa, Fla.  
6-4 | 199

All-SEC Tournament Team...Pinpoint 3-point shooter...Set UF's single-season 3-pointer record during the win vs. UCLA...Poured in 37 points with a UF-record 11 3-pointers at South Carolina...Has nine games this season with five 3-pointers...Named SEC Player of the Week twice this season.

Year	GP	GS	Min	Avg	FG	FGA	Pct	3FG	3A	Pct	FT	FTA	Pct	OR	DR	Tot	Avg	PF	FO	Ast	TO	Blk	Stl	Pts	Avg
2013-14	39	34	1194	30.6	158	343	.461	118	264	.447	48	57	.842	22	115	137	3.5	62	0	43	46	7	43	482	12.4
TOTAL	75	35	1841	24.5	220	482	.456	170	375	.453	74	88	.841	38	212	250	3.3	115	0	77	76	8	63	684	9.1

# 23 Chris WALKER

Forward  
Freshman  
Bonifay, Fla.  
6-10 | 220

McDonald's All-American who made his debut Feb. 4 vs. Missouri...Scored four points on a pair of alley-oop slams from Kasey Hill and added two rebounds and two blocks in seven minutes in his Florida debut...Played a career-high 14 minutes vs. LSU and co-led the team with six rebounds in the game.

Year	GP	GS	Min	Avg	FG	FGA	Pct	3FG	3A	Pct	FT	FTA	Pct	OR	DR	Tot	Avg	PF	FO	Ast	TO	Blk	Stl	Pts	Avg
2013-14	18	0	87	4.8	16	27	.593	0	0	.000	2	7	.286	10	14	24	1.3	19	0	1	2	8	2	34	1.9

# 24 Casey PRATHER

Forward  
Senior  
Jackson, Tenn.  
6-6 | 212

First-team All-SEC...Wooden Award finalist...Ultra-athletic wing man playing who emerged as a major scoring threat this season...At his best using his strength and speed with the ball in his hands to slash to the basket and create short-range shots...Leads the SEC and ranks top-10 nationally in field goal percentage...Has three games with 27+ points.

Year	GP	GS	Min	Avg	FG	FGA	Pct	3FG	3A	Pct	FT	FTA	Pct	OR	DR	Tot	Avg	PF	FO	Ast	TO	Blk	Stl	Pts	Avg
2013-14	37	35	1034	27.9	190	315	.603	2	5	.400	129	190	.679	72	112	184	5.0	78	0	60	80	20	37	511	13.8
TOTAL	127	39	2019	15.9	308	541	.569	10	32	.313	161	254	.634	153	223	376	3.0	199	4	109	149	46	81	787	6.2

# 25 DeVon WALKER

Guard/Forward  
Sophomore  
Winter Haven, Fla.  
6-6 | 195

Tough, blue-collar player who goes hard all the time...Saw limited action last season as a freshman, but started the first six games of this season and made his first SEC start in the overtime win at Arkansas...Solid defender...Hit multiple 3-pointers in four straight games from Feb. 19 to March 1, going 8-for-14 (.571) over that stretch.

Year	GP	GS	Min	Avg	FG	FGA	Pct	3FG	3A	Pct	FT	FTA	Pct	OR	DR	Tot	Avg	PF	FO	Ast	TO	Blk	Stl	Pts	Avg
2013-14	35	7	423	12.1	25	81	.309	19	63	.302	16	24	.667	11	32	43	1.2	30	0	19	20	13	13	85	2.4
TOTAL	60	7	522	8.7	29	103	.282	20	70	.286	27	38	.711	17	43	60	1.0	40	0	21	23	17	15	105	1.8

# 30 Jacob KURTZ

Forward  
Junior  
Oviedo, Fla.  
6-6 | 210

Former manager who worked his way to walk-on status during the 2011-12 season...Filled a regular spot in UF's frontcourt rotation as UF faced depth issues early in the season and played significant minutes for the first time in his career...Mechanical engineering major who plans graduate this Spring and finish his athletic eligibility next season as a graduate student.

Year	GP	GS	Min	Avg	FG	FGA	Pct	3FG	3A	Pct	FT	FTA	Pct	OR	DR	Tot	Avg	PF	FO	Ast	TO	Blk	Stl	Pts	Avg
2013-14	26	0	220	8.5	17	27	.630	8	16	.500	8	16	.500	13	25	38	1.5	14	0	7	8	1	6	42	1.6
TOTAL	50	0	268	5.4	22	35	.629	1	1	1.000	11	20	.550	17	33	50	1.0	19	0	9	8	1	8	56	1.1

# 42 Billy DONOVAN

Guard  
Junior (R)  
Gainesville, Fla.  
6-2 | 195

Averaged 4.0 points over two seasons at D-III Catholic University (Washington, D.C.) before transferring to Florida to walk on before the 2012-13 season...Sat out 2012-13 and saw his first action at UF in the season opener vs. UNF.

Year	GP	GS	Min	Avg	FG	FGA	Pct	3FG	3A	Pct	FT	FTA	Pct	OR	DR	Tot	Avg	PF	FO	Ast	TO	Blk	Stl	Pts	Avg
2013-14	16	0	44	2.8	0	9	.000	0	8	.000	4	4	1.000	0	4	4	0.3	7	0	3	3	0	2	4	0.3
All*	62	19	622	10.0	56	166	.337	36	114	.316	41	58	.707	20	61	81	1.3	55	0	58	52	0	15	189	3.0

**SEC ACCOLADES**

- The Gators claimed an impressive five of the SEC's six individual honors: Scottie Wilbekin, Player of the Year; Billy Donovan, Coach of the Year; Patric Young, Defensive Player and Scholar-Athlete of the Year; Dorian Finney-Smith, Sixth Man of the Year.
- This marked the first time since the current SEC awards format was introduced in 2004 that one team has had three different players honored with league-wide individual awards, and it is just the second time that one school has won five of the six major individual awards (Kentucky, 2012).
- Donovan joins Don DeVoe, C.M. Newton and Adolph Rupp as the only coaches to win SEC Coach of the Year in consecutive seasons.
- Wilbekin joins Chandler Parsons (2011) as the second Gator to win SEC Player of the Year. Neither player led the Gators in scoring when they won the award.
- Young is the first three-time winner of the Scholar-Athlete of the Year award, and a Florida player has won it six times in its 11-year existence. He is the second UF player to earn Defensive Player of the Year recognition, joining 2006 co-winner Corey Brewer.
- Dorian Finney-Smith, the Gators' leading rebounder and third-leading 3-point shooter, became the second Gator to take home Sixth Man of the Year honors, along with Chris Richard in 2007.
- Wilbekin and Prather earned first-team All-SEC recognition, while Young was named to the second team. Both Wilbekin and Young earned All-Defensive Team honors for the second straight season.
- Wilbekin was named SEC Tournament MVP, while Young and Michael Frazier both earned All-Tournament Team honors.

**STATS & NOTES**

- Florida went 14-2 in games decided by single digits, after going 0-6 in such games in 2012-13. UF went 4-1 in games decided by two points or fewer and 7-1 when the margin was five or fewer.
- The Gators became the third team to win all four games en route to the Final Four by double digits while holding all opponents under 70 points, joining Michigan Stats in 2000 and Duke in 1999 (via ESPN Research).

**FLORIDA STARTING LINEUPS**

Opponent	1	2	3	4	5
Fla. Southern (Exh.)	Hill	D. Walker	Prather	Kurtz	Young
North Florida	Hill	D. Walker	Prather	Yeguete	Young
at Wisconsin	Hill	D. Walker	Prather	Yeguete	Young
Arkansas-Little Rock	Hill	D. Walker	Prather	Yeguete	Young
Southern U.	Hill	D. Walker	Prather	Yeguete	Young
Middle Tennessee	D. Walker	Frazier	Prather	Yeguete	Young
at Jacksonville	Wilbekin	D. Walker	Prather	Yeguete	Young
Florida State	Wilbekin	Frazier	Prather	Yeguete	Young
at Connecticut	Wilbekin	Frazier	Prather	Yeguete	Young
Kansas	Wilbekin	Frazier	Prather	Yeguete	Young
vs. Memphis	Wilbekin	Frazier	Prather	Yeguete	Young
vs. Fresno State	Wilbekin	Frazier	Prather	Finney-Smith	Yeguete
Savannah State	Wilbekin	Frazier	Prather	Yeguete	Young
Richmond	Wilbekin	Frazier	Prather	Yeguete	Young
South Carolina	Wilbekin	Frazier	Prather	Yeguete	Young
at Arkansas	Hill	Frazier	D. Walker	Finney-Smith	Yeguete
Georgia	Hill	Wilbekin	Frazier	Yeguete	Young
at Auburn	Hill	Wilbekin	Frazier	Yeguete	Young
at Alabama	Wilbekin	Frazier	Prather	Yeguete	Young
Tennessee	Wilbekin	Frazier	Prather	Yeguete	Young
at Mississippi State	Wilbekin	Frazier	Prather	Yeguete	Young
Texas A&M	Hill	Wilbekin	Frazier	Yeguete	Young
Missouri	Wilbekin	Frazier	Prather	Yeguete	Young
Alabama	Wilbekin	Frazier	Prather	Yeguete	Young
at Tennessee	Wilbekin	Frazier	Prather	Yeguete	Young
at Kentucky	Wilbekin	Frazier	Prather	Yeguete	Young
Auburn	Wilbekin	Frazier	Prather	Yeguete	Young
at Ole Miss	Wilbekin	Frazier	Prather	Yeguete	Young
at Vanderbilt	Wilbekin	Frazier	Prather	Yeguete	Young
LSU	Wilbekin	Frazier	Prather	Yeguete	Young
at South Carolina	Wilbekin	Frazier	Prather	Yeguete	Young
Kentucky	Wilbekin	Frazier	Prather	Yeguete	Young
vs. Missouri	Wilbekin	Frazier	Prather	Yeguete	Young
vs. Tennessee	Wilbekin	Frazier	Prather	Yeguete	Young
vs. Kentucky	Wilbekin	Frazier	Prather	Yeguete	Young
vs. Albany	Wilbekin	Frazier	Prather	Yeguete	Young
vs. Pittsburgh	Wilbekin	Frazier	Prather	Yeguete	Young
vs. UCLA	Wilbekin	Frazier	Prather	Yeguete	Young
vs. Dayton	Wilbekin	Frazier	Prather	Yeguete	Young
vs. Connecticut	Wilbekin	Frazier	Prather	Yeguete	Young

**2013-14 SEC STANDINGS**

	SEC		Overall
<b>FLORIDA*</b>	<b>18-0</b>	<b>1.000</b>	<b>36-3 .923</b>
Kentucky	12-6	.667	29-11 .725
Georgia	12-6	.667	20-14 .588
Tennessee	11-7	.611	24-13 .649
Arkansas	10-8	.556	22-12 .647
Ole Miss	9-9	.500	19-14 .576
LSU	9-9	.500	20-14 .588
Missouri	9-9	.500	23-12 .657
Texas A&M	8-10	.444	18-16 .529
Alabama	7-11	.389	13-19 .406
Vanderbilt	7-11	.389	15-16 .484
Auburn	6-12	.333	14-16 .467
South Carolina	5-13	.278	14-20 .412
Mississippi State	3-15	.167	14-19 .442

\*SEC Champions & SEC Tournament Champions

**AP TOP 25^**

- 1. FLORIDA (50)**
- Wichita State (15)
- Virginia
- Arizona
- Louisville
- Villanova
- Michigan
- Duke
- Iowa State
- \*Kansas
- Michigan State
- \*Wisconsin
- San Diego State
- Syracuse
- Cincinnati
- Creighton
- New Mexico
- \*Connecticut
- North Carolina
- UCLA
- Oklahoma
- Ohio State
- Baylor
- VCU
- Saint Louis

**COACHES TOP 25**

- \*Connecticut (30)
- \*Kentucky (1)
- 3. FLORIDA**
- \*Wisconsin
- Arizona
- Michigan
- Wichita State
- Michigan State
- Louisville
- Virginia
- Iowa State
- San Diego State
- Villanova
- \*Kansas
- \*UCLA
- Duke
- Syracuse
- Baylor
- \*Dayton
- Creighton
- North Carolina
- Cincinnati
- \*Tennessee
- Stanford
- Saint Louis

\*2013-14 Florida Opponent; ^No postseason AP poll

**FLORIDA IN THE RANKINGS**

Poll	AP	Coaches	RPI
Preseason	10	8	
Nov. 11	11	10	
Nov. 18	16	14	
Nov. 25	15	13	
Dec. 2	15	12	
Dec. 9	19	19	
Dec. 16	16	17	
Dec. 23	13	14	
Dec. 30	12	13	
Jan. 6	10	11	
Jan. 13	7	7	8
Jan. 20	6	6	8
Jan. 27	3	4	5
Feb. 3	3	4	5
Feb. 10	3	4	5
Feb. 17	2	2	4
Feb. 24	1	1	3
March 3	1	1	3
March 10	1	1	2
March 17	1	1	1
Postseason	-	3	-

CURRENT GATORS CLIMBING UF SCORING LIST

25. Joe Hobbs	1956-58	1,331
26. Andrew DeClercq	1992-95	1,309
<b>27. Patric Young</b>	<b>2011-14</b>	<b>1,307</b>
28. Greg Stolt	1996-99	1,303

ALL-TIME UF TOP 10

**Blocked Shots**

1. Dwayne Schintzius	1987-90	272
2. Al Horford	2005-07	189
3. Joakim Noah	2005-07	186
4. Andrew DeClercq	1992-95	176
<b>5. Patric Young</b>	<b>2011-14</b>	<b>160</b>
Dwayne Davis	1988-91	160
7. Eugene McDowell	1982-85	150

**Field Goal Pct. (Min. 500 attempts)**

1. Dwayne Davis	1988-91	.641
2. Joakim Noah	2005-07	.611
3. Vernon Macklin	2010-11	.599
4. Eugene McDowell	1982-85	.597
5. Al Horford	2005-07	.588
6. Ronnie Williams	1981-84	.585
7. Udonis Haslem	1999-2002	.584
8. David Lee	2003-05	.581
<b>9. Patric Young</b>	<b>2011-14</b>	<b>.577</b>
<b>10. Casey Prather</b>	<b>2011-14</b>	<b>.569</b>

**Dunks (unofficial stat)**

1. Dwayne Davis	1988-91	168
2. Eugene McDowell	1982-85	162
3. David Lee	2002-05	155
4. Alex Tyus	2008-11	146
<b>5. Patric Young</b>	<b>2011-14</b>	<b>142</b>
6. Joakim Noah	2005-07	130

**Games Played**

1. Walter Hodge	2006-09	151
<b>2. Patric Young</b>	<b>2011-14</b>	<b>150</b>
3. Kenny Boynton	2010-13	145
4. Erving Walker	2009-12	144
<b>5. Scottie Wilbekin</b>	<b>2011-14</b>	<b>143</b>
6. Chandler Parsons	2008-11	142
Alex Tyus	2008-11	142

**Personal Fouls**

1. Udonis Haslem	1999-2002	409
2. Andrew DeClercq	1992-95	408
3. Ronnie Williams	1981-84	372
4. Malcolm Cesare	1976-79	361
<b>5. Patric Young</b>	<b>2011-14</b>	<b>358</b>
6. Andrew Moten	1984-87	342

**Minutes**

1. Kenny Boynton	2010-13	4,673
2. Erving Walker	2009-12	4,358
3. Eugene McDowell	1982-85	4,100
4. Chandler Parsons	2008-11	3,964
5. Andrew Moten	1984-87	3,930
6. Ronnie Williams	1981-84	3,898
7. Eddie Shannon	1996-99	3,676
<b>8. Patric Young</b>	<b>2011-14</b>	<b>3,644</b>
9. Walter Hodge	2006-09	3,587

**Games Started**

1. Kenny Boynton	2010-13	142
2. Andrew DeClercq	1992-95	128
3. Udonis Haslem	1999-2002	125
4. Andrew Moten	1984-87	124
5. Eugene McDowell	1982-85	117
6. Erving Walker	2009-12	113
7. Dwayne Schintzius	1987-90	110
8. Ronnie Williams	1981-84	109
<b>9. Patric Young</b>	<b>2011-14</b>	<b>107</b>
Eddie Shannon	1996-99	107

**Assists**

1. Erving Walker	2009-12	547
2. Ronnie Montgomery	1985-88	503
3. Eddie Shannon	1996-99	493
4. Nick Calathes	2008-09	452
5. Vernon Delancy	1981-84	427
6. Greg Williams	1994-97	423
<b>7. Scottie Wilbekin</b>	<b>2011-14</b>	<b>419</b>
8. Andrew Moten	1984-87	411

- Florida earned its first SEC Tournament title since 2007 with a 61-60 championship game win over Kentucky, as the Gators became the first team since 1978-79 (Tennessee) to post a 3-0 record against UK.
- The Gators held Missouri and Tennessee both to 49 points at the SEC Tournament, becoming the first team since Auburn in 1985 to hold back-to-back opponents under 50 at the SEC Tournament.
- UF capped the regular season with an 84-65 win over Kentucky that featured an 18-point, seven-rebound performance from Patric Young. Casey Prather scored 12 of his 15 points in the second half, and Scottie Wilbekin scored all 13 of his points in the second half.
- Michael Frazier had a career day in UF's win at South Carolina, pouring in 37 points, including 11 3-pointers. He tied Joakim Noah for the most points by a Gator since Eugene McDowell's 40-point game on Dec. 21, 1982.
- UF hit a season-high 13 3-pointers in a 79-61 win vs. LSU, with three players making at least three treys. Florida led by as many as 29 late in the game before emptying its bench.
- The Gators earned a road victory at Ole Miss behind 12 3-pointers. Michael Frazier matched Marshall Henderson' five baskets from deep, while Scottie Wilbekin added a season-high four more for UF.
- This season's sweep in Knoxville and Lexington marked just the third season in program history that the Gators have won in both places (1985 and 1988).
- It marked the second time winning at UK and UT in the same week (1988; at UK Jan. 20, at UT Jan. 23).
- In UF's win at Lexington, the Gators got points on every offensive trip down the floor over the final 11 minutes of the game, scoring 29 points in that span. Casey Prather led UF in scoring with 24 points in the win at Kentucky. In his seven prior career games vs. UK, Prather had scored a total of 18 points.
- Florida outscored Kentucky 22-11 after John Calipari picked up a technical foul with 8:14 to play. The Gators improved to 3-2 vs. ranked opponents with the win at #14/13 Kentucky.
- Florida has also snapped two teams' home winning streaks of more than 20 games this season, ending Arkansas' 25-game home streak and Kentucky's 22-game run.

GAME-BY-GAME MISCELLANEOUS SCORING (UF-OPPONENT)

Opponent	Paint	Off T/O	2nd Ch.	Fastbreak	Bench
Fla. Southern (Exh.)	60-18	16-16	22-4	14-4	29-35
North Florida	34-30	14-18	12-12	12-2	26-30
at Wisconsin	22-20	20-12	4-8	4-0	21-11
Arkansas-Little Rock	44-24	25-2	8-15	12-8	29-24
Southern U.	32-18	19-5	16-11	6-6	22-28
Middle Tennessee	34-20	15-17	8-7	6-4	19-17
at Jacksonville	40-26	11-11	12-14	9-2	33-13
Florida State	32-26	13-10	13-16	4-6	14-35
at Connecticut	32-14	14-24	12-11	6-2	3-12
Kansas	20-18	28-4	6-4	2-4	21-12
vs. Memphis	36-42	12-23	13-6	8-6	21-22
vs. Fresno State	34-16	2-6	20-6	2-7	19-4
Savannah State	32-14	32-8	12-8	4-0	25-15
Richmond	38-20	7-12	11-5	7-6	10-14
South Carolina	40-16	22-13	2-3	20-5	15-22
at Arkansas	30-30	17-23	16-23	6-3	32-18
Georgia	28-24	17-13	8-15	4-6	19-23
at Auburn	32-34	13-16	6-2	2-2	28-5
at Alabama	22-28	7-11	18-13	4-6	15-25
Tennessee	38-26	10-4	9-11	6-4	11-10
at Mississippi State	32-26	14-8	11-7	2-4	16-8
Texas A&M	32-12	11-7	25-2	4-2	22-21
Missouri	24-22	12-12	6-8	2-2	11-12
Alabama	48-26	27-19	7-2	14-6	10-20
at Tennessee	26-22	19-8	7-7	9-6	14-6
at Kentucky	34-22	14-7	12-8	10-9	8-2
Auburn	20-16	14-12	14-3	2-7	9-7
at Ole Miss	14-34	15-14	21-8	2-4	14-7
at Vanderbilt	18-16	17-11	13-1	4-4	25-11
LSU	34-22	17-17	4-14	6-4	28-2
at South Carolina	26-24	27-10	23-8	15-4	13-20
Kentucky	32-36	15-16	4-7	6-4	24-13
vs. Missouri	29-28	19-6	13-3	4-0	21-6
vs. Tennessee	26-28	18-9	3-6	9-8	5-5
vs. Kentucky	22-18	11-10	10-8	4-4	10-17
vs. Albany	38-12	11-7	5-4	15-2	26-2
vs. Pittsburgh	36-24	16-6	9-6	8-2	7-15
vs. UCLA	36-32	10-19	12-7	13-15	23-11
vs. Dayton	24-18	15-9	13-1	6-6	7-16
vs. Connecticut	24-36	16-13	13-2	0-6	10-6

- Florida used a 16-3 run during a 6:45 span late in the second half to put away Missouri, 68-58, and set the UF record for longest SEC home winning streak.
- The Gators matched the fewest points UF has allowed to an SEC opponent since 1950 in a 69-36 win over Texas A&M (also vs. South Carolina, 2013).
- UF set a school record with its 25th consecutive home win in the 72-50 victory vs. Georgia, led by 21 points from Michael Frazier.
- The Gators rallied from seven points down in the final five minutes to force overtime, downing Arkansas, 84-82, in the extra session. Dorian Finney-Smith posted a career day with 22 points and 15 rebounds.
- To put Florida's non-conference schedule into perspective, the UConn-Kansas-Memphis stretch marked the first time in Billy Donovan's tenure that UF has played consecutive non-conference top 15 teams in the regular season (played three, beat the last two).
- The Gators went 4-2 vs. ranked opponents this season, including a home win vs. Kansas, a win at Madison Square Garden vs. Memphis and a win against Kentucky at Rupp Arena.
- UF's 77-75 win vs. Memphis came courtesy of a 37-26 rebounding advantage and a 7-for-16 night from beyond the arc as three plays knocked in multiple 3-pointers.
- The Gators earned a 67-61 win over Kansas, powered by a 21-0 first-half run. UF forced 24 turnovers, the most in a game since the 2011-12 season opener vs. Jackson State. Scottie Wilbekin had a career game vs. KU, scoring 18 and dishing seven assists, earning SEC Player of the Week honors for his performance.
- With UF's fifth straight win against FSU, this year's senior class became the second in a row to post a career sweep vs. the Seminoles.

#### DEFENSIVE/REBOUNDING NOTES

- UF's scoring defense ranked third in the nation at 57.8 points per game, also fewest in the SEC, and held 27 opponents to 61 points or fewer.
- The Gators held eight opponents to 21 or fewer first-half points, including a season-low 11 by Savannah State (also Southern, Kansas, Fresno State, South Carolina, Georgia, Tennessee, Texas A&M). In addition, the Gators limited Missouri to 20 points in the second half of UF's SEC quarterfinal win.
- After allowing 22 points to Marshall Henderson in the first half at Ole Miss, Florida shut out the Rebels' gunner in the second half.
- Florida became the first team to hold Kentucky to 60 points this season, limiting the Wildcats to 59, including no points in the final two minutes, in Rupp Arena. UF limited UK to 60 points in the SEC Tournament final, as well, recording two of the four games UK scored 60 or fewer all season.
- UF allowed Texas A&M just 36 points, tying UF's record low for an SEC opponent since 1950 (South Carolina, 2013). It also marked the fewest points A&M has scored since scoring 36 vs. Texas Tech on Feb. 18, 1967, and was the Aggies' fourth-lowest field goal percentage ever in a game (.259).
- The Gators permitted UT just one 3-pointer on 1-for-19 shooting (.053) from beyond the arc, the second-lowest percentage by a UF opponent under Donovan (FAMU, 0-for-7, Dec. 4, 1999). It marked the fifth time during Donovan's tenure that an SEC opponent has managed just one 3. In research back to the 1996-97 season, it was UT's lowest 3-point percentage in a game.
- UT's .268 field goal percentage was also the second-lowest by an SEC opponent during Donovan's tenure (.245, Georgia, March 2, 2005). It was UT's worst shooting performance in 17 years (.263 vs. South Carolina, Jan. 18, 1997).
- The Gators also held Jordan McRae to 1-for-15 shooting. In the nation this season, only one player has taken more shots in a game while making just one (Jon Severe, Fordham, 1-for-21 vs. St. John's).
- At Alabama, Dorian Finney-Smith and Will Yeguete both grabbed 11 rebounds, marking the first time UF had two players in double figures on the glass since Patric Young and Bradley Beal did so at Georgia on Feb. 25, 2012.
- The Gator defense held Kansas scoreless for an 8:43 span, good for a 21-0 run during the first half of UF's win over the Jayhawks. Florida also forced Kansas into 24 turnovers, just the third time since 2005 that KU had turned the ball over that many times in a game.
- UF held Savannah State to 34 points, the fewest by an opponent since the team's shot-clock era record 27-point effort vs. Southern on Nov. 28, 2006.
- The Gators posted a +30 rebounding margin vs. Texas A&M, their largest since going +43 vs. Jackson State in the 2007 NCAA Tournament.
- Florida outrebounded four straight opponents by double digits, including two of three by more than 20: +11 vs. Memphis, +23 vs. Fresno State, +12 vs. Savannah State, +22 vs. Richmond. UF's +17.0 rebounding margin over that stretch was the best in the nation. The last time UF posted four straight double-digit rebounding margins was Jan. 15-29, 2005.

#### OFFENSIVE NOTES

- Florida had four players averaging in double figures, all scoring within 2.8 points per game of one another: Casey Prather (13.8), Scottie Wilbekin (13.1), Michael Frazier (12.4), and Patric Young (11.0).
- Five players led UF in scoring at least once, the four listed above and Dorian Finney-Smith.
- Florida's top five shot-takers were all within 64 field goal attempts of one another, led by Wilbekin at 348. Finney-Smith had 284, with Frazier, Prather and Young all falling in between the two.

#### MOST WINS BY A UF SENIOR CLASS

<b>2014</b>	<b>Prather, Wilbekin, Yeguete, Young</b>	<b>120</b>
2009	Walter Hodge	117
2007	Lee Humphrey, Chris Richard	112
2013	Kenny Boynton, Erik Murphy	105
2010	Dan Werner	105
2006	Adrian Moss	102
2012	Erving Walker	101
2003	M. Bonner, B. Nelson, J. Hamilton	100

Notes: Corey Brewer, Taurean Green, Al Horford and Joakim Noah reached 92 wins in three seasons. 2008 four-year number is 116, but no four-year seniors.

#### ALL-TIME UF TOP 10 (CONT.)

##### Steals

1.	Eddie Shannon	1996-99	204
2.	Brett Nelson	2000-03	198
	Dan Cross	1992-95	198
4.	Dwayne Davis	1988-91	178
5.	Corey Brewer	2005-07	176
<b>6.</b>	<b>Scottie Wilbekin</b>	<b>2011-14</b>	<b>167</b>
7.	Andrew Moten	1984-87	165

##### 3-Point Field Goal Pct. (Min. 100 attempts)

1.	Joe Lawrence	1986-87	.504
<b>2.</b>	<b>Michael Frazier II</b>	<b>2013-present</b>	<b>.453</b>
3.	Andrew Moten	1986-87	.445

#### SINGLE-SEASON UF TOP 10 (UNDER DONOVAN)

##### Games With 5+ 3-Pointers Made

1.	<b>Michael Frazier II</b>	<b>2013-14</b>	<b>9</b>
2.	Lee Humphrey	2005-06	7
	Anthony Roberson	2003-04	7
	Brett Nelson	2001-02	7

#### SINGLE-SEASON UF TOP 10 (ALL-TIME)

##### 3-Point Field Goals

1.	<b>Michael Frazier II</b>	<b>2013-14</b>	<b>118</b>
2.	Lee Humphrey	2006-07	113
	Lee Humphrey	2005-06	113

##### 3-Point Field Goal Attempts

1.	Kenny Boynton	2011-12	270
<b>2.</b>	<b>Michael Frazier II</b>	<b>2013-14</b>	<b>264</b>
3.	Brett Nelson	2001-02	248

##### Games Started

1.	Taurean Green	2006-07	40
	Lee Humphrey	2006-07	40
	Joakim Noah	2006-07	40
<b>4.</b>	<b>Will Yeguete</b>	<b>2013-14</b>	<b>39</b>
	Taurean Green	2005-06	39
	Al Horford	2005-06	39

#### SINGLE-GAME UF TOP 10

##### 3-Point Field Goals

1.	<b>Michael Frazier II</b>	<b>3/4/14 at SC</b>	<b>11</b>
2.	Joe Lawrence	12/27/86 vs. Cal*	9
3.	Kenny Boynton	1/6/13 at Yale	8
	Greg Stolt	3/4/99 vs. LSU*	8
	Jason Williams	2/11/98 vs. Auburn	8

\*Neutral site

#### SEC LEAGUE PLAY: LAST 4 YEARS

<b>Florida</b>	<b>55-13</b>	<b>.809</b>
Kentucky	50-18	.735
Alabama	40-28	.588
Tennessee	40-28	.588
Missouri	20-16	.556
Ole Miss	36-32	.529
Georgia	35-33	.515
Vanderbilt	34-34	.500
Arkansas	33-35	.485
Texas A&M	15-21	.417
LSU	28-40	.412
Mississippi State	24-44	.353
Auburn	18-50	.265
South Carolina	16-52	.235

**INDIVIDUAL STAT LEADERS & RANKINGS**

Category	Player	Stat	SEC	NCAA
Scoring	Prather	13.8	16	377
FG Pct.	Prather	.603	1	7
3-Pt. FG Pct.	Frazier	.447	1	29
3-Pt. FG Made	Frazier	3.0	2	24
FT Pct.	Frazier	.842	*	*
Rebounds	Finney-Smith	6.7	9	242
Assists	Wilbekin	3.6	6	t203
Steals	Wilbekin	1.6	6	t100
Blocked Shots	Young	1.1	14	273
A/TO Ratio	Wilbekin	2.1	2	85
Minutes	Wilbekin	34.0	6	t167

\*Not qualified for rankings (not enough attempts).

**LONGEST WINNING STREAKS IN UF HISTORY**

Overall	First Win	Last Win
<b>30</b>	<b>Dec. 10, 2013</b>	<b>March 29, 2014</b>
17	Dec. 6, 2006	Feb. 14, 2007
17	March 1, 2006	Nov. 24, 2006
17	Nov. 9, 2005	Jan. 18, 2006
15	March 4, 2007	Nov. 20, 2007
14	Dec. 16, 2002	Feb. 1, 2003
14	Nov. 16, 2001	Jan. 16, 2002

SEC	First Win	Last Win
<b>18</b>	<b>Jan. 8, 2014</b>	<b>Active streak</b>
13	March 21, 2006	Feb. 14, 2007
11	Feb. 10, 2001	Jan. 16, 2002
11	Jan. 21, 1989	March 1, 1989

SEC Home	First Win	Last Win
<b>18</b>	<b>Jan. 9, 2013</b>	<b>Active streak</b>
13	March 1, 2006	Feb. 9, 2008
13	Feb. 4, 1967	Jan. 4, 1969
12	Jan. 22, 1986	Feb. 4, 1987

SEC Road	First Win	Last Win
<b>9</b>	<b>Jan. 11, 2014</b>	<b>Active Streak</b>
6	March 5, 2006	Feb. 10, 2007
4	Occured five times	

**LONGEST WINNING STREAKS IN 2013-14**

1. Wichita State	35
<b>2. FLORIDA</b>	<b>30</b>
3. Stephen F. Austin	29
4. Syracuse	25
5. Arizona	21

**ACTIVE NATIONAL HOME WINNING STREAKS**

1. Duke	33
Stephen F. Austin	33
<b>3. FLORIDA</b>	<b>32</b>
4. Gonzaga	25
5. N.C. Central	23

**ACTIVE NATIONAL ROAD WINNING STREAKS**

1. Wichita State	12
Stephen F. Austin	12
<b>3. FLORIDA</b>	<b>9</b>
4. Davidson	8
North Carolina Central	8

**UF SEC WINS TO START THE SEASON**

<b>1. 2014</b>	<b>18</b>
2. 2007	11
3. 2013	8

**UF SEC ROAD WINS TO START THE SEASON**

<b>1. 2014</b>	<b>9</b>
2. 2007	5
3. 2013	4

- UF poured in 12 3-pointers in the win at Ole Miss, led by five from Michael Frazier and four from Scottie Wilbekin. The Gators also got two from DeVon Walker and one from Dorian Finney-Smith.
- The Gators got points on every trip down the floor over the final 11 minutes of their win at Kentucky, scoring 29 points in that span.
- Florida's offense exploded for 59 points in the second half of UF's win over UALR. Casey Prather (19) and Dorian Finney-Smith combined for 31 points in that half. It marked the first time UF scored 59 points in a half since the 2011 season opener vs. Jackson State (59).

**INDIVIDUAL NOTES**

- Michael Frazier set a UF record with 11 3-pointers in the win at South Carolina, besting Joe Lawrence's 28-year-old record of nine. It also set the all-time mark for most 3-pointers in an SEC league game. Frazier has nine games with five or more 3-pointers, most ever in a season by a player under Donovan.
- Frazier also set the single-season mark for 3-pointers, surpassing Lee Humphrey's old mark of 113 (2005-06 and 2006-07) in the Sweet 16 win vs. UCLA.
- Casey Prather, who scored in double figures in his first 18 straight appearances of the season, posted a career-high scoring night with 28 points in the Gators' season-opening win over UNF and has two additional 27-point performances. Prather is one of just three UF players under Billy Donovan to notch three 27-point games in a season, joining Nick Calathes (2008-09) and Teddy Dupay (2000-01).
- Patric Young eclipsed the 1,000-point mark for his career against Savannah State, becoming the 50th Gator to reach the mark. He grabbed his 700th career rebound in the overtime win at Arkansas, becoming the 17th player in Florida history to record 1,000 points and 700 rebounds. Young also set a career high with 14 rebounds vs. Texas A&M (on his 22nd birthday, no less), coming within a point of a double-double performance.
- Dorian Finney-Smith had a career day at Arkansas, leading the Gators with 22 points and 15 rebounds, his second double-double of the season (14 and 11 at JU). He becomes the fifth player to do so under Donovan, first since Marreese Speights to record a 20-point, 15-rebound performance and the first to do it in a road game.
- Casey Prather (24 points) and Scottie Wilbekin (23) both turned in huge performances in Florida's win at Kentucky.
- Scottie Wilbekin posted 21 points in the Gators' win at Tennessee, adding six assists, four steals and no turnovers. He followed that up by re-establishing his career high with 23 points at Kentucky, along with three rebounds, two assists and (once again) no turnovers.
- Wilbekin became the first Gator and the second player in conference history to win SEC Player of the Year, SEC Tournament MVP and NCAA Tournament Region Most Outstanding Player. Only Kentucky's Ron Mercer in 1997 had previously accomplished the sweep.
- Kasey Hill dished 10 assists vs. UCLA, becoming just the fourth freshman to do so in the Sweet 16 round of the NCAA Tournament, joining Jason Kidd (1993), Keith Gatlin (1984) and Magic Johnson (1978). It also marked the first 10-assist game of Hill's career. (via @ESPNSStatsInfo)
- Walk-on forward Jacob Kurtz played more minutes through the first three games of this season than he had in his 24 previous career appearances. As the Gators battled depth issues early in the season, "Jake the Snake" logged double-digit minutes in the first seven games, averaging 4.1 points and 3.9 rebounds during that span.

**AGAINST THE TOP 25**

- Florida is 5-2 against Top 25 teams so far in 2013-14. Florida downed #13 Kansas in the O'Connell Center and #15/14 Memphis at Madison Square Garden. UF swept Kentucky, ranked #14/13 in the meeting at Rupp Arena and #25/24 for the Gainesville contest. Florida then took down #20/23 UCLA in the Sweet 16.
- The Gators lost on the road to #20/19 Wisconsin and #12/14 UConn.
- To put Florida's non-conference schedule into perspective, specifically the stretch at UConn, vs. Kansas and vs. Memphis (at New York), it marked the first time in Billy Donovan's tenure that UF has played consecutive non-conference top 15 teams in the regular season (played three, beat the last two).

**DONOVAN DEVELOPMENT**

"For the guys that don't leave early or are not afforded the opportunity to leave early, they get better if they are willing to stay the course on the process they have to go through. ... I just want to create an environment here that whenever they are ready to go, they are going to have our blessing. But if they do stay here, rest assured they will get to be as good as they can possibly be once they leave here."

-Billy Donovan, March 10, 2014

Player	As a Freshman	As a Senior	Honors
David Lee	7.0 ppg, 4.7 rpg, 0 starts	13.6 ppg, 9.0 rpg	First-team All-SEC; NBA Draft Pick
Chandler Parsons	8.1 ppg, 4.0 rpg, 0 starts	11.3 ppg, 7.8 rpg	AP All American; SEC Player of the Year; NBA Draft Pick
Vernon Macklin	2.9 ppg, 1.5 rpg (at G'town)	11.6 ppg, 5.4 rpg	NBA Draft Pick
Erik Murphy	3.5 ppg, 0 3FG, 0 starts	12.2 ppg, 7.2 3FG	First-team All-SEC; NBA Draft Pick
Casey Prather	1.2 ppg, 1.1 rpg, 2 starts	13.8 ppg, 5.0 rpg	Wooden All-American; First-Team All-SEC
Scottie Wilbekin	2.4 ppg, 1.6 apg, 1 start	13.1 ppg, 3.6 apg	Sporting News & AP All-American; SEC Player of the Year
Patric Young	3.4 ppg, 3.8 rpg, 2 starts	11.0 ppg, 6.2 rpg	SEC Defensive Player of the Year; Academic All-American

ALL-TIME DIVISION I: UNDEFEATED IN CONFERENCE PLAY WITH 18+ GAMES

Season	Team	Conference	Record
2013-14	Florida	SEC	18-0
2013-14	Stephen F. Austin	Southland	18-0
2013-14	Wichita State	Missouri Valley	18-0
2009-10	Butler	Horizon	18-0
2007-08	Davidson	Southern	20-0
2004-05	Pacific	Big West	18-0
1992-93	New Orleans	Sun Belt	18-0
1991-92	UNLV	Big West	18-0
1990-91	UNLV	Big West	18-0
1987-88	Temple	Atlantic 10	18-0
1986-87	UNLV	Big West	18-0
1983-84	Temple	Atlantic 10	18-0
1975-76	Indiana	Big Ten	18-0
1974-75	Indiana	Big Ten	18-0
1938-39	LIU	Metro New York	21-0
1937-38	New Mexico State	Border Intercollegiate	18-0
1927-28	Oklahoma	Missouri Valley	18-0
1923-24	Texas	Southwest	20-0

DONOVAN NOTES

- This season marked the 16th straight in which Florida has won 20 or more games, the longest such streak in the SEC and the fifth-longest in the nation (Kansas, 25; Duke, 18; Syracuse, Gonzaga, 17 including this season).
- Florida's streak of 20-win seasons under Donovan puts the Gator coach in elite company. According to ESPN Stats & Information, only eight coaches have compiled a 20-win streak reaching 14 years or more (Jim Boeheim has two such streaks), and only six coaches have done so at a single school.

Coach	School(s)	Streak (Years)
Dean Smith	North Carolina	27 (1971-97)
Lute Olson	Arizona	20 (1988-2007)
Mike Krzyzewski	Duke	18 (1997-present)
Tubby Smith	Tulsa, UGA, UK, Minnesota	17 (1994-2010)
Jim Boeheim	Syracuse	17 (1998-present)
<b>Billy Donovan</b>	<b>Florida</b>	<b>16 (1999-present)</b>
Bill Self	Tulsa, Illinois, Kansas	16 (1999-present)

- Billy Donovan is one of three coaches to win 400 games heading up an SEC bench. He moved into second all-time in wins at an SEC school, picking up win No. 449 vs. Pittsburgh in the NCAA Tournament on March 22, 2014.

Coach	School(s)	Wins
Adolph Rupp	Kentucky	875
<b>Billy Donovan</b>	<b>Florida</b>	<b>451</b>
Dale Brown	LSU	448

- Six former assistant coaches under Billy Donovan currently hold Division I head coaching jobs: Anthony Grant (Alabama), Donnie Jones (UCF), Richard Pitino (Minnesota), Lewis Preston (Kennesaw State), Larry Shyatt (Wyoming) and Shaka Smart (VCU). Only Rick Pitino (10) and Herb Sendek (eight) have more former assistants in head coaching positions this season. Trent Johnson, Mike Montgomery and Tom Izzo have five each.
- Donovan is the longest-tenured head coach in the SEC. There have been 28 head coaching changes in the league since Donovan's arrival in 1996 (before this spring's changes).

GATOR ASSISTANTS

- The Gators enjoy continuity on its coaching staff this season, as all three assistant coaches returned, John Pelphrey and Matt McCall for their third season and Rashon Burno for his second.
- Pelphrey coached under Donovan for his first six seasons at UF and spent nine seasons as a head coach at South Alabama and Arkansas before returning to UF.
- McCall, an Ocala native and UF grad, was the team's head manager during its 2006 national championship season, followed by two seasons as director of basketball operations and three seasons as an assistant coach at FAU.
- Former DePaul point guard Rashon Burno came to UF from Manhattan College and also coached at Towson University after getting his start as head coach at Marmion Academy in Chicago.

INCOMING 2014 CLASS

- The Gators have signed three incoming freshmen for 2014, all top-50 rated players in the country: Chris Chiozza - G, 5-11, 160, Memphis, Tenn., White Station; Brandone Francis - G, 6-5, 205, Jacksonville, Fla., Arlington Country Day; Devin Robinson - F, 6-8, 180, Chesterfield, Va., Christchurch School

2013-14 INDIVIDUAL HONORS

**Head Coach Billy Donovan**

SEC Coach of the Year (SEC & Coaches)  
Naismith Coach of the Year Finalist  
USBWA Henry IBA Award Finalist  
USBWA District IV Coach of the Year

**Billy Donovan (player)**

SEC Academic Honor Roll

**Dorian Finney-Smith**

SEC Sixth Man of the Year  
SEC Academic Honor Roll

**Michael Frazier II**

All-NCAA Tournament South Regional Team  
All-SEC Tournament Team  
SEC Player of the Week (Jan. 27; co-, March 10)  
SEC Academic Honor Roll

**Dillon Graham**

SEC Academic Honor Roll

**Jacob Kurtz**

SEC Academic Honor Roll

**Casey Prather**

All-SEC (AP & Coaches First Team)  
Wooden All-American  
AP All-American (Honorable Mention)  
USA Today All-American (Honorable Mention)  
Wooden Award Finalist  
USBWA Oscar Robertson Trophy Finalist  
USBWA All-District IV  
SEC Player of the Week (co-, Dec. 2)

**DeVon Walker**

SEC Academic Honor Roll

**Scottie Wilbekin**

SEC Player of the Year (AP & Coaches)  
NCAA Tournament South Regional MOP  
All-NCAA Tournament South Regional Team  
SEC Tournament MVP  
All-SEC (AP & Coaches First Team)  
SEC All-Defensive Team  
AP All-American (Third Team)  
NABC All-American (Third Team)  
Sporting News All-American (Third Team)  
USA Today All-American (Honorable Mention)  
USBWA All-District IV  
SEC Player of the Week (Dec. 16; Feb. 17)

**Will Yeguede**

SEC Academic Honor Roll  
SEC Community Service Team

**Patric Young**

NABC Pete Newell Big Man of the Year  
SEC Defensive Player of the Year  
SEC Scholar-Athlete of the Year  
AP All-American (Honorable Mention)  
Senior CLASS All-American  
All-SEC (AP & Coaches Second Team)  
SEC All-Defensive Team  
All-SEC Tournament Team  
CoSIDA Academic All-American (Third Team)  
Ben Hill Griffin Award Recipient  
CoSIDA Academic All-District  
SEC Academic Honor Roll  
Senior CLASS Award Finalist  
SI.com Glue Guy Team (Captain)

# MATCHUP

## 2013-14 BY CONFERENCE/OPPONENT

SEC (21-0)				
Jan. 23, 2014	at Alabama (2-0)	W	68-62	
Feb. 8, 2014	Alabama	W	78-69	
Jan. 11, 2014	at Arkansas (1-0)	W/OT	84-82	
Jan. 18, 2014	at Auburn (2-0)	W	68-61	
Feb. 19, 2014	Auburn	W	71-66	
Jan. 14, 2014	Georgia (1-0)	W	72-50	
Feb. 15, 2014	at Kentucky (3-0)	W	69-59	
March 8, 2014	Kentucky	W	84-65	
March 16, 2014	^vs. Kentucky	W	61-60	
March 1, 2014	LSU (1-0)	W	79-61	
Feb. 22, 2014	at Ole Miss (1-0)	W	75-71	
Jan. 30, 2014	at Mississippi St. (1-0)	W	62-51	
Feb. 4, 2014	Missouri (2-0)	W	68-58	
March 14, 2014	^vs. Missouri	W	72-49	
Jan. 8, 2014	South Carolina (2-0)	W	75-58	
March 4, 2014	at South Carolina	W	72-46	
Jan. 25, 2014	Tennessee (3-0)	W	67-41	
Feb. 11, 2014	at Tennessee	W	67-58	
March 15, 2014	^vs. Tennessee	W	56-49	
Feb. 1, 2014	Texas A&M (1-0)	W	69-36	
Feb. 25, 2014	at Vanderbilt (1-0)	W	57-54	

America East (1-0)			
March 20, 2014	*vs. Albany	W	67-55

American (1-2)			
Dec. 2, 2013	at Connecticut (0-2)	L	64-65
April 5, 2014	*vs. Connecticut	L	53-63
Dec. 17, 2013	vs. Memphis (NYC)	W	77-75

ACC (2-0)			
Nov. 29, 2013	Florida State	W	67-66
March 22, 2014	*vs. Pittsburgh	W	61-45

Atlantic Sun (2-0)			
Nov. 25, 2013	at Jacksonville	W	86-60
Nov. 8, 2013	North Florida	W	77-69

Atlantic 10 (2-0)			
March 29, 2014	*vs. Dayton	W	62-52
Jan. 4, 2014	Richmond	W	67-58

Big Ten (0-1)			
Nov. 12, 2013	at Wisconsin	L	53-59

Big 12 (1-0)			
Dec. 10, 2013	Kansas	W	67-61

Mid-Eastern Athletic (1-0)			
Dec. 29, 2013	Savannah State	W	76-34

Mountain West (1-0)			
Dec. 21, 2013	vs. Fresno St. (Sunrise)	W	66-49

Pac-12 (1-0)			
March 27, 2014	*vs. UCLA	W	79-68

Southwestern Athletic (1-0)			
Nov. 18, 2013	Southern U.	W	67-53

Sun Belt (2-0)			
Nov. 21, 2013	Middle Tenn.	W	79-59
Nov. 16, 2013	UALR	W	86-56

Overall	SEC	National	Category	SEC Reg. Season	Rank
69.9	8	199	Scoring Offense	71.3	5
57.8	1	3	Scoring Defense	58.2	1
+12.2	1	t8	Scoring Margin	+13.1	1
.460	1	82	Field Goal Pct.	.464	1
.402	2	30	Field Goal Pct. Def.	.404	3
.359	3	104	3-Pt. FG Pct.	.357	4
.330	8	101	3-Pt. FG Pct. Def.	.351	10
6.5	4	131	3-Pt. FG Made	7.7	2
5.3	2	55	3-Pt. FG Allowed	5.6	5
.668	11	269	Free Throw Pct.	.685	10
14.9	11	225	Free Throws Made	15.3	8
35.5	8	136	Rebounds	35.0	7
30.5	2	18	Opp. Rebounds	30.9	2
+5.0	3	t28	Rebounding Margin	+4.1	4
11.5	8	123	Off. Rebounds	11.1	8
24.0	9	164	Def. Rebounds	23.9	6
13.1	3	144	Assists	14.4	1
11.1	2	58	Turnovers	11.1	t2
13.5	4	78	Opp. Turnovers	13.7	2
+2.4	3	t33	Turnover Margin	+2.6	3
1.2	3	87	Assist/TO Ratio	1.3	1
7.0	5	73	Steals	7.0	5
3.0	13	230	Blocked Shots	2.9	t12
15.7	1	5	Fouls	16.3	2

WINS VS. RANKED OPPONENTS				SEC IN KENPOM.COM NATIONAL RANKINGS			
12/10	#13 Kansas	W	67-61	3.	Florida	72.	Georgia
12/17	vs. #15/14 Memphis	W	77-75	7.	Tennessee	78.	Missouri
2/15	at #14/13 Kentucky	W	69-59	11.	Kentucky	84.	Ole Miss
3/8	#25/24 Kentucky	W	84-65	52.	Arkansas	92.	Alabama
3/27	vs. #20/23 UCLA	W	79-68	58.	LSU	112.	Vanderbilt

				UF ROSTER			
0	Kasey Hill	G	6-1 181	Fr.	HS	Umatilla, Fla./Montverde Academy	
1	Eli Carter	G	6-2 200	Jr.	TR	Paterson, N.J./Rutgers	
4	Patric Young	C	6-9 240	Sr.	3L	Jacksonville, Fla./Providence (H.S.)	
5	Scottie Wilbekin	G	6-2 176	Sr.	3L	Gainesville, Fla./The Rock	
10	Dorian Finney-Smith	F	6-8 212	So.-R	SQ	Portsmouth, Va./Virginia Tech	
11	Lexx Edwards	G	6-2 225	So.-R	SQ	Orlando, Fla./Jones	
12	Dillon Graham	G	6-4 186	So.	1L	Orlando, Fla./First Academy	
15	Will Yeguete	F	6-8 230	Sr.	3L	Bordeaux, France/Florida Air Academy	
20	Michael Frazier II	G	6-4 199	So.	1L	Tampa, Fla./Montverde Academy	
23	Chris Walker	F	6-10 220	Fr.	HS	Bonifay, Fla./Holmes County	
24	Casey Prather	F	6-6 212	Sr.	3L	Jackson, Tenn./North Side	
25	DeVon Walker	G/F	6-6 195	So.	1L	Winter Haven, Fla./Winter Haven	
30	Jacob Kurtz	F	6-6 210	Jr.	2L	Oviedo, Fla./Hagerty	
31	Alex Murphy	F	6-8 220	So.-R	TR	Wakefield, R.I./Duke	
42	Billy Donovan	G	6-2 195	Jr.-R	SQ	Gainesville, Fla./Catholic University	

**Head Coach:** Billy Donovan (Providence '87)  
**Assistant Coaches:** Rashon Burno (DePaul '02), Matt McCall (Florida '05), John Pelphrey (Kentucky '92)  
**Director of Basketball Operations:** Darren Hertz  
**Video Coordinator:** Oliver Winterbone  
**Strength & Conditioning Coordinator:** Preston Greene  
**Athletic Trainer:** Dave Werner  
**Academic Counselor:** Tom Williams  
**Assistant to the Head Coach:** Mark Daigneault

PRONUNCIATION GUIDE	
Rashon Burno	ruh-SHAWN
Casey Prather	PRAY-thur
DeVon Walker	duh-VAWN
Scottie Wilbekin	WILL-buh-kin
Will Yeguete	yuh-GET




# HEAD COACH BILLY DONOVAN

## YEAR-BY-YEAR COACHING RECORD

Year	School	Overall Record	League	Postseason
1994-95	Marshall	18-9 (.667)	10-4 (.714)	
1995-96	Marshall	17-11 (.608)	8-6 (.571)	
1996-97	Florida	13-17 (.433)	5-11 (.313)	
1997-98	Florida	14-15 (.483)	6-10 (.375)	NIT; 0-1
1998-99	Florida	22-9 (.710)	10-6 (.625)	NCAA Sweet 16; 2-1
1999-2000	Florida	29-8 (.783)	12-4 (.750)	NCAA Runner-Up; 5-1
2000-01	Florida	24-7 (.744)	12-4 (.750)	NCAA Second Round; 1-1
2001-02	Florida	22-9 (.710)	10-6 (.625)	NCAA First Round; 0-1
2002-03	Florida	25-8 (.758)	12-4 (.750)	NCAA Second Round; 1-1
2003-04	Florida	20-11 (.645)	9-7 (.563)	NCAA First Round; 0-1
2004-05	Florida	24-8 (.750)	12-4 (.750)	NCAA Second Round; 1-1
2005-06	Florida	33-6 (.846)	10-6 (.625)	NCAA Champions; 6-0
2006-07	Florida	35-5 (.875)	13-3 (.813)	NCAA Champions; 6-0
2007-08	Florida	24-12 (.667)	8-8 (.500)	NIT Semifinals; 3-1
2008-09	Florida	25-11 (.694)	9-7 (.563)	NIT Quarterfinals; 2-1
2009-10	Florida	21-13 (.618)	9-7 (.563)	NCAA First Round; 0-1
2010-11	Florida	29-8 (.783)	13-3 (.813)	NCAA Elite Eight; 3-1
2011-12	Florida	26-11 (.703)	10-6 (.625)	NCAA Elite Eight; 3-1
2012-13	Florida	29-8 (.784)	14-4 (.778)	NCAA Elite Eight; 3-1
2013-14	Florida	36-3 (.923)	18-0 (1.000)	NCAA Final Four; 4-1
<b>Overall</b>	<b>20 Years</b>	<b>486-189 (.720)</b>	<b>210-110 (.656)</b>	<b>17 postseason appearances</b>
<b>At UF</b>	<b>18 Years</b>	<b>451-169 (.727)</b>	<b>192-100 (.658)</b>	<b>40-15 (35-12 in NCAA)</b>

For those who have followed Billy Donovan's career it should come as no surprise that he has made Florida basketball a winner.



Now with 18 seasons completed at UF, Donovan has set a school record with 17 consecutive postseason appearances, including 14 NCAA Tournament bids and four Final Fours. UF made the school's first-ever appearance in the National Championship game in 2000 before winning back-to-back national titles in 2006 and 2007.

The three-time SEC Coach of the Year is the winningest NCAA Tournament coach in SEC history. He has guided the Gators to three Final Fours and two in a row in 2006 and 2007, a first in Gator history.

After the school had just one Southeastern Conference Championship in 77 seasons prior to his arrival, Donovan has tallied six SEC titles (2000, 2001, 2007, 2011, 2013 and 2014). He coached the Gators to a spotless 18-0 SEC record in 2014 and helped that senior class become the first in UF history to win three SEC titles. He led the Gators to their first SEC Tournament title in 2005 and then again in 2006, 2007 and 2014.

Florida's 261 wins during the 10 seasons from 2000-09 was the best decade in school history and the fifth-highest total in the nation in that time. After only being ranked in the national polls 42 times prior to Donovan's arrival, UF had been ranked a school-record 94 consecutive weeks in the Associated Press poll and 99 weeks by the ESPN/USA Today poll before falling out on Feb. 16, 2004.

His winning percentage at UF is the best among all Gator coaches who spent more than one season at UF and he reached the 100 and 200 victory marks at UF quicker than any coach in school history, needing just 154 games to reach the century plateau and 292 games to reach 200 wins.

Donovan became the school's all-time leader in wins on Dec. 20, 2006. He ranks third in SEC history in wins as an SEC coach. He picked up his 400th career win (including two years at Marshall) with Florida's defeat of Stetson in Orlando on Nov. 28, 2011.

Donovan's teams have knocked off 63 ranked opponents during his tenure. Donovan's squads have led the SEC in a statistical category 64 times, including 43 offensive categories. Twenty-five different players have captured All-SEC honors and 17 players have earned SEC All-Freshman recognition.

Eight of Donovan's players have been first round draft picks in the NBA Draft, after the school boasted only two before his arrival. In the 2007 NBA Draft, Florida became the first school to ever have three players drafted in the Top 10, as Al Horford went third, Corey Brewer seventh and Joakim Noah ninth.

## DONOVAN'S WIN-LOSS BREAKDOWN

	2013-14	Florida	Since '98-'99	Overall
Overall	36-3	451-169	424-137	486-189
<b>vs. Conference</b>	<b>18-0</b>	<b>192-100</b>	<b>181-79</b>	<b>210-110</b>
vs. Conference Home	9-0	116-30	108-22	126-33
vs. Conference Away	9-0	76-70	73-57	84-77
<b>vs. Non-Conference (Reg. Season)</b>	<b>11-2</b>	<b>193-40</b>	<b>178-32</b>	<b>207-48</b>
vs. Non-Conference Home	8-0	135-9	124-8	143-11
vs. Non-Conference Away	1-2	18-15	15-14	21-19
vs. Non-Conference Neutral	2-0	40-16	39-10	43-18
<b>Postseason Play</b>	<b>7-0</b>	<b>66-28</b>	<b>65-25</b>	<b>67-30</b>
Conference Tournament	3-0	26-14	25-12	27-16
NCAA Tournament	4-1	35-12	35-12	35-12
NIT	0-0	5-3	5-2	5-3
vs. AP Top 25	5-3	64-64	62-53	64-66
vs. AP Top 15	3-1	32-43	31-36	32-45
vs. AP Top 10	0-0	19-32	18-29	19-34
vs. AP Top 5	0-0	10-17	10-15	10-19
vs. AP No. 1	0-0	2-3	2-3	2-3
Overtime	1-0	16-14	15-12	16-15
November	6-1	83-10	76-9	87-10
December	4-1	95-27	89-20	102-33
January	8-0	102-37	95-28	111-46
February	8-0	88-51	82-40	102-54
March	10-0	79-41	78-37	80-43
April	0-1	4-3	4-3	4-3
Sunday	2-0	49-21	47-18	49-22
Monday	2-1	27-5	22-4	40-8
Tuesday	7-1	62-29	60-28	64-31
Wednesday	2-0	78-32	73-20	80-34
Thursday	5-0	41-7	40-6	42-8
Friday	3-0	53-12	51-10	57-14
Saturday	15-1	141-63	131-51	154-72

# THE STEPHEN C. O'CONNELL CENTER

## HOME GAME WINNING STREAKS

<b>32</b>	<b>Nov. 11, 2012 to present</b>
24	March 1, 2006 to Nov. 20, 2007
20	Jan. 25, 2005 to Feb. 4, 2006
19	Jan. 22, 2011 to Feb. 4, 2012
19	Feb. 2, 2002 to Feb. 25, 2003
18	Jan. 22, 1985 to Feb. 4, 1987
17	March 19, 2008 to Feb. 21, 2009

## NON-CONFERENCE HOME WINNING STREAKS

40	Nov. 16, 1998 to Dec. 6, 2003
28	Dec. 19, 2004 to Nov. 20, 2007
<b>24</b>	<b>Dec. 22, 2010 to present</b>
21	Dec. 20, 1983 to Nov. 30, 1988
18	Nov. 27, 2007 to March 20, 2009
17	Jan. 9, 1964 to Dec. 31, 1968

## HOME RECORD UNDER DONOVAN

2013-14	17-0
2012-13	15-0
2011-12	14-2
2010-11	14-3
2009-10	13-4
2008-09	18-2
2007-08	17-4
2006-07	18-0
2005-06	16-2
2004-05	13-3
2003-04	11-4
2002-03	15-1
2001-02	13-2
2000-01	13-2
1999-2000	15-1
1998-99	14-1
1997-98	11-4
1996-97	8-6

## HOME WINNING STREAKS UNDER DONOVAN

<b>32</b>	<b>Nov. 11, 2012 to present</b>
24	March 1, 2006 to Nov. 20, 2007
20	Jan. 25, 2005 to Feb. 4, 2006
19	Jan. 22, 2011 to Feb. 4, 2012
19	Feb. 2, 2002 to Feb. 25, 2003
17	March 19, 2008 to Feb. 21, 2009
13	Jan. 29, 2000 to Dec. 30, 2000
12	Nov. 16, 1998 to Feb. 4, 1999
11	Feb. 16, 1999 to Jan. 12, 2000

## TOP UF PERFORMANCES IN THE O'DOME

### Scoring

40	Eugene McDowell	vs. Biscayne	12/21/82
37	Joakim Noah	vs. Georgia	3/1/06
33	Greg Stolt	vs. USF	12/10/96
32	Nick Calathes	vs. N.C. State	1/3/09
32	Andrew Moten	vs. LSU	12/16/86
32	Andrew Moten	vs. Alabama	2/26/86

### Rebounding

21	Eugene McDowell	vs. Georgia	1/6/82
20	Andrew DeClercq	vs. Kentucky	1/18/94
18	Al Horford	vs. Alabama	2/5/05
18	Mike Miller	vs. Kentucky	2/8/00
18	Dwayne Davis	vs. Miami	12/19/88
18	Ronnie Williams	vs. St. Leo	2/8/84

## THE GATORS AT HOME

- The Gators have won a school-record 32 straight in the O'Connell Center. Florida has won 18 consecutive SEC home games and 24 non-conference home games in a row.
- Florida did not lose a home non-conference game over a stretch of five seasons (1999-2003), and UF has home win streaks of 32 (current), 24, 20, 19 (twice), 17, 16, 13, 12 and 11 under Donovan.
- The Gators finished 17-0 at the O'Connell Center in 2013-14 and 15-0 in 2012-13. The team has gone unbeaten at home in a season (five or more games) five times, also in 2006-07, 1993-94 and 1960-61 teams.
- For Florida's 2014 SEC-opening win over South Carolina, a school-record 4,182 Rowdy Reptiles filled the student section at the O'Dome.
- Florida finished 14-2 at home in 2011-12, winning its first 13 games of 2011-12. UF won its final six home games in 2010-11 for 19 consecutive wins overall at the O'Connell Center, tied for the fourth-longest streak in school history.
- The two largest crowds in UF history came during the 2010-11 season (12,633 in a win over Kentucky, then 12,630 a week later in a win over Tennessee).
- A record 226,815 fans passed through the turnstiles in 2007-08. ESPN Gameday also made its second visit to the O'Dome in 2007-08 to witness the Gators' thrilling overtime win over Kentucky.
- Daktronics installed four 12' x 16', video boards (10 mm resolution) in the O'Connell Center for the 2006-07 basketball regular-season, at a cost of \$2.5 million. The project was unveiled on Dec. 20, 2006.
- A \$10 million state-of-the-art private basketball practice facility opened in October 2001. The two-story 47,505 square foot facility includes multiple practice gyms, a training room, weight room, locker room, coaches' offices, conference rooms, equipment room, team lounge area and film/video rooms with theatre style seating.
- During the summer of 2011, the Stephen C. O'Connell Center underwent a reconfiguration of the lower-level bleachers to improve patron flow and safety while reducing maintenance costs and preserving the O'Dome's unique environment.
- UF is currently in the fundraising phase of a \$50 million renovation plan for the O'Connell Center.

## O'CONNELL CENTER ATTENDANCE RECORDS

1.	12,633	Kentucky	Sat., Feb. 5, 2011	70-68	W
2.	12,630	Tennessee	Sat., Feb. 12, 2011	61-60	W
3.	12,621	Ohio State	Sat., Dec. 23, 2006	86-60	W
4.	12,618	Kentucky	Tues., Jan. 12, 2010	77-89	L
5.	12,614	Kentucky	Sun., March 4, 2007	85-72	W
6t.	12,609	Arkansas	Sat., Feb. 23, 2012	71-54	W
6t.	12,609	Kentucky	Sat., Feb. 4, 2006	95-80	W
<b>8.</b>	<b>12,604</b>	<b>Kentucky</b>	<b>Sat., March 8, 2014</b>	<b>84-65</b>	<b>W</b>
9.	12,602	Kentucky	Sun., March 6, 2005	53-52	W
10.	12,599	Florida State	Fri., Nov. 25, 2005	74-66	W



# TV & RADIO ROSTER




**#0 KASEY HILL**  
G | Fr. | 6-1 | 181 | Umatilla, Fla.



**#1 ELI CARTER\***  
G | Jr. | 6-2 | 200 | Paterson, N.J.



**#4 PATRIC YOUNG**  
C | Sr. | 6-9 | 240 | Jacksonville, Fla.



**#5 SCOTTIE WILBEKIN**  
G | Sr. | 6-2 | 176 | Gainesville, Fla.



**#10 DORIAN FINNEY-SMITH**  
F | So. (R) | 6-8 | 212 | Portsmouth, Va.



**#11 LEXX EDWARDS**  
G | So. (R) | 6-2 | 225 | Orlando, Fla.



**#12 DILLON GRAHAM\***  
G | So. | 6-4 | 186 | Orlando, Fla.



**#15 WILL YEGUETE**  
F | Sr. | 6-8 | 230 | Bordeaux, France



**#20 MICHAEL FRAZIER II**  
G | So. | 6-4 | 199 | Tampa, Fla.



**#23 CHRIS WALKER**  
F | Fr. | 6-10 | 220 | Bonifay, Fla.



**#24 CASEY PRATHER**  
F | Sr. | 6-6 | 212 | Jackson, Tenn.




**#25 DEVON WALKER**  
G/F | So. | 6-6 | 195 | Winter Haven, Fla.



**#30 JACOB KURTZ**  
F | Jr. | 6-6 | 210 | Oviedo, Fla.



**#31 ALEX MURPHY^**  
F | So. (R) | 6-8 | 220 | Wakefield, R.I.



**#42 BILLY DONOVAN**  
G | Jr. (R) | 6-2 | 195 | Gainesville, Fla.



**BILLY DONOVAN**  
Head Coach



**RASHON BURNO**  
Assistant Coach



**MATT MCCALL**  
Assistant Coach



**JOHN PELPHEY**  
Assistant Coach

*\*Injured: Out for the season.*

*^Transfer: Must sit out due to NCAA rules.*

# MEDIA INFORMATION

The University of Florida appreciates the media coverage from all local, regional and national outlets. The Communications Office believes in developing mutually beneficial relationships with the media and we emphasize a positive and professional working environment with all entities. The ultimate goal of the Communications Office is to provide accurate and timely information about our athletic teams and to ensure that we assist the media to the best of our abilities while they cover our program.

## GAME COVERAGE

**CREDENTIALS:** Requests for credentials will be taken online and reviewed by Denver Parler. To access the credential request form, please visit [www.sportssystem.com/florida](http://www.sportssystem.com/florida). Once you have submitted your credential request, you will receive an automated email from the Communications Department acknowledging your request was received and is being reviewed. Once a decision on your request is made, you will receive an email with further information. Requests must be made by the day prior to a game (noon for afternoon games or 4:30 p.m. for evening games).

**CREDENTIAL PICK-UP:** Credentials will be mailed up until 10 days prior to the event or held at the Press Will Call window at Gate One of the O'Connell Center, which opens for pick-up 90 minutes prior to each game. Credentials can be overnighted at the expense of the media organization within 10 days of the event (by request).

**PARKING:** A limited number of parking spaces exist and can be requested online with your credential application. Please note that if you request to pick up your credentials at Press Will Call, we will be unable to provide a parking pass as you will have to park before visiting Press Will Call. Free parking is available in the deck next to the O'Connell Center and is generally still available 75-90 minutes before the game.

**MEDIA ROOM/INTERVIEW AREA:** Located between Gates 1 & 4 in the Martial Arts room near the loading dock, the media room includes work space, necessary electrical outlets, a television and wireless internet. A pre-game meal, snacks and soft drinks are also available in the media room. The pre-game meal begins one hour before tip. Post-game coach and player press conferences are also conducted in this area.

**FLORIDA LOCKER ROOM:** The Gator locker room is closed to the media with the exception of the SEC and NCAA Tournaments. Coach Donovan and selected players will be available to the media following games in the media room/interview area. At Florida home games, players are available first outside the locker room in the Gate 3 corner of the O'Connell Center while Coach Donovan will follow with a post-game press conference in the Martial Arts/Media Room.

**VISITOR LOCKER ROOM:** Interview policies and procedures will be determined by visiting Sports Information Directors and coaches. Those procedures will be announced on game days.

**GENERAL GAME DAY MEDIA SERVICES:** Game program/scorecard, game notes, play-by-play, complete halftime and final statistics, coaches' & player quote sheets and post-game notes are all regular services on game days.

**SEATING:** Press seating is assigned, and all media members are asked to utilize their assigned seat. A limited number of front-row courtside press seats are available and will be provided to national publications, major daily newspapers and/or those who cover Florida basketball regularly. Additional seating will be at the front row table in the baseline bleachers near Gate 2 and in the second row courtside behind the press table. Photographers are restricted to two baseline locations closest to the team benches.



## 2013-14 QUICK FACTS

### University Facts

Location: Gainesville, Fla.  
Founded: 1853  
Enrollment: 49,913  
Conference: Southeastern (SEC)  
Nickname: Gators  
UF President: Dr. Bernie Machen (Vanderbilt '68)  
Director of Athletics: Jeremy Foley (Hobart '74)  
Mascots: Albert and Alberta  
Colors: Orange (PMS 172) and Blue (PMS 287)  
Website: GatorZone.com  
Facebook: [facebook.com/FloridaGators](https://www.facebook.com/FloridaGators)  
Twitter: @GatorZoneMBK, @UFCoachBillyD

### Coaching Staff Facts

Head Coach: Billy Donovan (Providence, '87)  
UF Record: 18 seasons/451-169  
Overall Record: 20 seasons/486-189  
Assistant Coaches: Rashon Burno (DePaul, '02), Matt McCall (Florida, '05), John Pelphrey (Kentucky, '92)  
Athletic Trainer: Dave "Duke" Werner  
Strength & Conditioning Coordinator: Preston Greene  
Director of Basketball Operations: Darren Hertz  
Video Coordinator: Oliver Winterbone  
Assistant to the Head Coach: Mark Daigneault  
Office Manager: Tracy Pfaff  
Staff Assistant: Mike Robuck  
Academic Counselor: Tom Williams

### Program Facts

Arena: Stephen C. O'Connell Center (11,548)  
Season: 95th  
Overall Record: 1,330-1,044  
SEC Record: 590-613  
NCAA Tournaments: 16 (1989, '94, '95, '99, 2000, '01, '02, '03, '04, '05, '06, '07, '10, '11, '12, '13)  
Final Fours: 5 (1994, 2000, '06, '07, '14)  
National Championships: 2 (2006, '07)  
NIT Appearances: 9 (1969, '84, '85, '86, '92, '93, '98, 2008, '09)  
SEC Tournament Championships: 4 (2005, '06, '07, '14)  
SEC Championships: 7 (1989, 2000, '01, '07, '11, '13, '14)  
All-Americans: 25  
All-SEC: 104  
SEC Academic Honor Roll: 101  
NBA Draftees: 35  
2013-14 Record: 36-3  
2012-13 Conference Record: 18-0 (1st)  
Lettermen Returning/Lost: 9/4  
Starters Returning/Lost: 1/4

### Communications Department

Men's Basketball Contact: Denver Parler  
Email: [denverp@gators.ufl.edu](mailto:denverp@gators.ufl.edu)  
Office: 352-375-4683 ext. 6135  
Cell: 352-318-3493  
Associate ADs: Steve McClain, Mary Howard  
Staff Assistants: Jennifer Wagner, Dawn Zinsmaster  
Office Phone: 352-375-4683, ext. 6100  
Fax: 352-375-4809

Mailing Address:  
P.O. Box 14485  
Gainesville, FL 32604

Shipping Address:  
Ben Hill Griffin Stadium  
121 Gale Lemerand Drive  
Gainesville, FL 32611

# 2013-14 Miscellaneous Stats

## Times Led UF in Scoring\* \*(Includes Times Tied)

	Season	Career
Casey Prather	11	12
Michael Frazier II	10	11
Scottie Wilbekin	9	11
Patric Young	8	14
Dorian Finney-Smith	4	4
Will Yeguete	0	1

## Times Led UF in Rebounding\* \*(Includes times tied)

	Season	Career
Dorian Finney-Smith	18	18*
Patric Young	15	44
Casey Prather	9	13
Will Yeguete	7	26
Michael Frazier II	1	5
Jacob Kurtz	1	1
Chris Walker	1	1
DeVon Walker	1	1
Scottie Wilbekin	0	2

\*Led team in rebounding 18 times at Va. Tech

## Times Led UF in Assists\* \*(Includes times tied)

	Season	Career
Scottie Wilbekin	19	51
Kasey Hill	16	16
Casey Prather	6	6
Dorian Finney-Smith	5	5
Will Yeguete	1	3
Patric Young	1	3
Michael Frazier II	0	1

## Double-Figure Scoring Games

	Season	Career
Casey Prather	28	37
Patric Young	26	68
Scottie Wilbekin	27	42
Michael Frazier II	24	33
Dorian Finney-Smith	14	14*
Will Yeguete	3	12
Kasey Hill	3	3
DeVon Walker	2	2

\*Had 10 double-figure scoring games at Va. Tech

## 20-Point Games

	Season	Career
Casey Prather	6	6
Michael Frazier II	4	4
Scottie Wilbekin	4	4
Dorian Finney-Smith	1	1
Patric Young	0	2

## Double-Figure Rebounding Games

	Season	Career
Dorian Finney-Smith	5	5*
Will Yeguete	3	10
Patric Young	2	14

\*Had six double-figure rebounding games at Va. Tech

## Double-Doubles

	Season	Career
Dorian Finney-Smith	2	2*
Patric Young	1	11
Will Yeguete	0	3
Scottie Wilbekin	0	1

\*Recorded three double-doubles at Va. Tech

## Dunks (Season Total: 87)

	Season	Career
Casey Prather	33	60
Patric Young	27	142
Dorian Finney-Smith	14	14
Will Yeguete	5	28
Chris Walker	5	5
Michael Frazier II	2	3
DeVon Walker	1	2

## Charges Drawn (Season Total: 23)

	Season	Career
Will Yeguete	11	30
Patric Young	9	38
Casey Prather	2	13
Billy Donovan	1	1
Scottie Wilbekin	0	4

## Bench Scoring

Opponents	547
FLORIDA	686

## Point Distribution (%)

Freshman	210 (7.7%)
Sophomores	890 (32.6%)
Juniors	49 (1.8%)
Seniors	1,578 (57.9%)
<b>TOTAL</b>	<b>2,727 pts</b>

## Technical Fouls

Opponents	6
FLORIDA	3

## Technical Foul Free Throws

Opponents	2-4
FLORIDA	10-10

## Jump Balls Controlled

Opponents	24
FLORIDA	15

## First-Half Timeouts Called

Opponents	51
FLORIDA	29

## 3-Second Violation

Opponents	1
FLORIDA	1

## Shot Clock Expired

Opponents	16
FLORIDA	6

## 5-Second Violation (inbounds)

Opponents	1
FLORIDA	0

## 5-Second Violation (guarding)

Opponents	1
FLORIDA	0

## 10-Second Violation

Opponents	4
FLORIDA	0

## Backcourt Violation

Opponents	4
FLORIDA	4

## Florida's First Sub\*

\*(Includes all when multiple players enter)

Dorian Finney-Smith	28
Kasey Hill	9
Chris Walker	5
Michael Frazier II	4
DeVon Walker	4
Jacob Kurtz	2
Casey Prather	2
Patric Young	1

## Scored UF's First Points

Patric Young	13
Casey Prather	10
Michael Frazier II	6
Will Yeguete	4
Scottie Wilbekin	4
Dorian Finney-Smith	2

## How Scored UF's First Points

Lay-Up	12
Jump Shot	11
3-Pointer	9
Free Throw	7
Dunk	0

## Three-Point Plays

	Season	Career
Casey Prather	19-21	22-28
Patric Young	11-14	28-44
Dorian Finney-Smith	7-10	7-10
Scottie Wilbekin	5-8	8-11
Michael Frazier II	2-2	2-2
Will Yeguete	2-4	7-14
Jacob Kurtz	2-4	2-4
DeVon Walker	0-1	0-1
Chris Walker	1-2	1-2
Kasey Hill	0-3	0-3
<b>TOTALS</b>	<b>49-70</b>	<b>77-120</b>

## Four-Point Plays

	Season	Career
Michael Frazier II	1-1	1-1
Scottie Wilbekin	0-0	0-1
<b>TOTALS</b>	<b>1-1</b>	<b>1-2</b>

## Consecutive Games Played Without Fouling Out

Michael Frazier II	75
DeVon Walker	60
Jacob Kurtz	50
Casey Prather	45
Scottie Wilbekin	34
Dillon Graham	24
Chris Walker	18
Billy Donovan	16
Kasey Hill	15
Patric Young	15
Lexx Edwards	11
Will Yeguete	11
Eli Carter	7
Dorian Finney-Smith	6

## Consecutive Games With a 3-Pointer

FLORIDA:	764 (at UK, 1/11/92)
Opponents:	524 (FAMU,12/04/99)

## Players in Double Figures

Players	Games
1	1
2	9
3	13
4	12
5	3
6	1

## Runs

Run	Occurrences
8-0	20
9-0	8
10-0	7
11-0	7
12-0	6
13-0	2
14-0	1
15-0	0
16-0	0
17-0	0
18-0	1
19-0	0
20-0	0
21-0+	1



# The Last Time...

## INDIVIDUAL PERFORMANCES

**20 Points:** Scottie Wilbekin, vs. Dayton, NCAA Tournament, 3/29/14 (23)  
**25 Points:** Michael Frazier II, at South Carolina, 3/4/14 (37)  
**30 Points:** Michael Frazier II, at South Carolina, 3/4/14 (37)  
**35 Points:** Michael Frazier II, at South Carolina, 3/4/14 (37)  
**40 Points:** Eugene McDowell, vs. Biscayne, 12/21/82 (40)  
**50 Points:** Tony Miller, vs. Chicago State, 2/29/72 (54)

**10 Rebounds:** Patric Young, vs. Albany, NCAA Tournament, 3/20/14 (10)  
**15 Rebounds:** Dorian Finney-Smith, at Arkansas, 1/11/14 (15)  
**20 Rebounds:** Andrew DeClercq, vs. Kentucky, 1/18/94 (20)  
**25 Rebounds:** Neal Walk, vs. Georgia, 3/1/69 (25)  
**30 Rebounds:** Neal Walk, vs. Alabama, 1/27/68 (31)

**10 Assists:** Kasey Hill, vs. UCLA, NCAA Tournament, 3/27/14 (10)  
**12 Assists:** Nick Calathes, at Georgia, 2/14/09, (13)  
**15 Assists:** Jason Williams, vs. Duquesne, 12/3/97 (17)

**Made 10 or more Field Goals:** Michael Frazier II, at South Carolina, 3/4/14 (12-21)  
**Made 12 Field Goals:** Michael Frazier II, at South Carolina, 3/4/14 (12-21)

**Attempted 15 Field Goals:** Scottie Wilbekin, vs. Pittsburgh, NCAA Tournament, 3/22/14 (9-15)  
**Attempted 20 Field Goals:** Michael Frazier II, at South Carolina, 3/4/14 (12-21)  
**Attempted 25 Field Goals:** Anthony Roberson, vs. Tennessee, 1/19/05 (9-26)

**Made 6 3-Pointers:** Michael Frazier II, at South Carolina, 3/4/14, (11-18)  
**Made 7 3-Pointers:** Michael Frazier II, at South Carolina, 3/4/14, (11-18)  
**Made 8 3-Pointers:** Michael Frazier II, at South Carolina, 3/4/14, (11-18)  
**Made 11 3-Pointers:** Michael Frazier II, at South Carolina, 3/4/14, (11-18)

**Attempted 10 3-Pointers:** Michael Frazier II, at South Carolina, 3/4/14 (11-18)  
**Attempted 15 3-Pointers:** Michael Frazier II, at South Carolina, 3/4/14 (11-18)

**Made 10 Free Throws:** Scottie Wilbekin, at Kentucky, 2/15/14, (11-12)  
**Made 15 Free Throws:** Joakim Noah, vs. Georgia, 3/1/06 (19-22)

**Attempted 15 Free Throws:** Scottie Wilbekin, vs. Missouri, 2/4/14 (13-16)  
**Attempted 20 Free Throws:** Joakim Noah, vs. Georgia, 3/1/06 (19-22)

**5 Blocks:** Patric Young, vs. Savannah St., 11/20/12 (6)  
**6 Blocks:** Patric Young, vs. Savannah St., 11/20/12 (6)  
**7 Blocks:** Al Horford, vs. Ole Miss, 2/16/05 (7)

**5 Steals:** Will Yeguete, at Auburn, 1/18/14 (5)  
**6 Steals:** Dan Werner, vs. Georgia, 2/9/08 (7)  
**7 Steals:** Dan Werner, vs. Georgia, 2/9/08 (7)

**Double-Double:** Patric Young, vs. Albany, NCAA Tournament, 3/20/14, 10 points, 10 rebounds  
**Triple-Double:** Nick Calathes, vs. Georgia, 1/28/09, 20 points, 13 rebounds and 10 assists

## TEAM PERFORMANCES

**100 Points:** 107, vs. Jacksonville, 11/25/11  
**105 Points:** 107, vs. Jacksonville, 11/25/11  
**110 Points:** 112, NCAA Tournament vs. Jackson State, 3/16/07  
**120 Points:** 125, vs. FAMU, 12/10/00  
**130 Points:** 131, vs. New Hampshire, 11/29/99

**50 Rebounds:** 57, vs. Texas A&M, 2/1/14  
**55 Rebounds:** 57, vs. Texas A&M, 2/1/14  
**60 Rebounds:** 62, NCAA Tournament vs. Jackson State, 3/16/07

**Made 40 Field Goals:** 42-73, vs. North Carolina A&T, 11/18/10  
**Made 45 Field Goals:** 46-81, vs. New Hampshire, 11/29/99

**Attempted 75 Field Goals:** 39-76, vs. Jackson State, 11/11/11  
**Attempted 80 Field Goals:** 39-83, vs. FAU, 11/27/00

**Made 10 3-Pointers:** 12-21, vs. Missouri, SEC Tournament, 3/14/14  
**Made 12 3-Pointers:** 12-21, vs. Missouri, SEC Tournament, 3/14/14  
**Made 15 3-Pointers:** 15-30, at Auburn, 2/16/13  
**Made 18 3-Pointers:** 18-35, vs. Robert Morris, 12/30/96

**Attempted 25 3-Pointers:** 11-31, at South Carolina, 3/4/14  
**Attempted 30 3-Pointers:** 11-31, at South Carolina, 3/4/14  
**Attempted 35 3-Pointers:** 14-35, vs. Stetson, 11/28/11

**Made 30 Free Throws:** 32-40, vs. Auburn, 2/18/10  
**Made 35 Free Throws:** 35-39, vs. Vanderbilt, 2/7/04  
**Made 40 Free Throws:** 40-50, vs. Morehead State, 12/22/98

**Attempted 40 Free Throws:** 32-40, vs. Auburn, 2/18/10  
**Attempted 45 Free Throws:** 33-45, vs. Florida State, 11/25/05  
**Attempted 50 Free Throws:** 40-50, vs. Morehead State, 12/22/98

**25 Assists:** 25, at Auburn, 2/16/13  
**30 Assists:** 32, vs. Northeastern, 12/22/03

**10 Steals:** 10, vs. Pittsburgh, NCAA Tournament, 3/22/14  
**15 Steals:** 17, at South Carolina, 3/4/14  
**20 Steals:** 22, vs. VMI, 12/28/99  
**25 Steals:** 25, vs. Morehead State, 12/22/98

**10 Blocks:** 12, vs. FAMU, 12/17/06

**Had 5 Players with 10 Points:** 5 players, vs. Albany, NCAA Tournament, 3/20/14; Dorian Finney-Smith (16), Casey Prather (16), Kasey Hill (10), Scottie Wilbekin (10), Patric Young (10)  
**Had 6 or More Players with 10 Points:** 6 players, vs. MTSU, 11/21/13; Patric Young (16), Dorian Finney-Smith (14), Michael Frazier II (13), Casey Prather (11), DeVon Walker (10), Will Yeguete (10)

**Had 2 Players with 20 Points:** at Kentucky, 2/15/14; Casey Prather (24), Scottie Wilbekin (23)  
**Had 3 Players with 20 Points:** at Arkansas, 2/18/12; Erving Walker (31), Kenny Boynton (25), Bradley Beal (21)

**Had 2 Players with 25 Points:** at Arkansas, 2/18/12; Erving Walker (31), Kenny Boynton (25)

**Had 2 Players with 10 Rebounds:** vs. Texas A&M, 2/11/14; Patric Young (14), Will Yeguete (10)

**Had 2 Players with a Double-Double:** vs. Jacksonville, 12/20/10; Vernon Macklin (13 points and 10 rebounds), Alex Tyus (10 points and 11 rebounds)

**Overcame a 10-Point Halftime Deficit:** 1/26/12, at Ole Miss; Trailed 38-28 at half & won, 64-60

**Won on a Buzzer-Beater:** 1/23/10, vs. South Carolina, Chandler Parsons 3-Pointer to win, 56-55

**Lost on a Buzzer-Beater:** 12/2/13, at Connecticut, Shabazz Napier 2-point jumper to win, 65-64

# 2013-14 BOX SCORES

## Official Basketball Box Score -- Game Totals -- Final Statistics North Florida vs Florida 11/8/13 3 p.m. at Stephen C. O'Connell Center

North Florida 69 • 0-1

##	Player	Total	3-Ptr		Rebounds			PF	TP	A	TO	Blk	Stl	Min	
			FG-FGA	FG-FGA	FT-FTA	Off	Def								Tot
01	WALLACE, Travis	f	6-11	0-0	3-6	3	5	8	4	15	0	2	1	0	25
05	McCROY, Charles	f	1-4	0-1	1-2	1	2	3	2	3	5	1	0	0	23
32	DANIELS, Demarcus	f	0-8	0-4	0-0	1	0	1	1	0	0	0	0	0	18
02	BEECH, Beau	g	5-8	5-8	1-1	0	1	1	3	16	1	4	0	2	33
14	MOORE, Dallas	g	2-8	1-3	0-0	1	3	4	3	5	2	1	0	0	19
00	NESBITT, Jalen	g	4-9	1-2	0-0	2	3	5	2	9	3	3	1	0	22
04	WILSON, Devin	g	1-4	1-3	1-2	1	1	2	3	4	2	2	0	0	21
12	BODAGER, Aaron	g	0-1	0-1	0-0	0	0	0	1	0	0	0	0	0	2
33	BANKS, Romelo	g	4-4	0-0	2-4	2	4	6	2	10	0	1	0	0	15
35	DAVENPORT, Chris	g	3-7	1-2	0-0	1	4	5	3	7	1	3	0	2	22
	Team					1	1	2							
	Totals		26-64	9-24	8-15	13	24	37	24	69	14	17	2	6	200

FG % 1st Half: 12-33 36.4% 2nd half: 14-31 45.2% Game: 26-64 40.6%  
3FG % 1st Half: 4-13 30.8% 2nd half: 5-11 45.5% Game: 9-24 37.5%  
FT % 1st Half: 3-6 50.0% 2nd half: 5-9 55.6% Game: 8-15 53.3%

Florida 77 • 1-0

##	Player	Total	3-Ptr		Rebounds			PF	TP	A	TO	Blk	Stl	Min	
			FG-FGA	FG-FGA	FT-FTA	Off	Def								Tot
15	Yeguete, Will	f	0-4	0-1	2-2	1	4	5	3	2	3	1	0	4	22
24	Prather, Casey	f	10-15	0-0	8-11	4	4	8	2	28	1	3	1	1	34
04	Young, Patric	c	0-2	0-0	2-3	1	1	2	2	2	1	0	2	1	20
00	Hill, Kasey	g	5-9	0-1	5-6	0	0	0	2	15	4	2	1	2	27
25	Walker, DeVon	g	1-2	0-0	2-2	1	0	1	2	4	0	2	0	0	17
01	Carter, Eli	g	1-6	1-4	0-0	0	2	2	1	3	1	1	0	0	19
12	Graham, Dillon	g	0-2	0-1	0-0	0	0	0	0	0	0	0	0	0	8
20	Frazier, Michael	g	6-10	1-3	6-6	1	8	9	0	19	0	3	0	1	24
30	Kurtz, Jacob	g	1-4	0-0	2-2	0	5	5	0	4	1	1	0	0	26
42	Donovan, Billy	g	0-0	0-0	0-0	0	0	0	0	0	0	0	0	0	3
	Team					0	3	3							
	Totals		24-54	2-10	27-32	8	27	35	12	77	11	13	4	9	200

FG % 1st Half: 10-27 37.0% 2nd half: 14-27 51.9% Game: 24-54 44.4%  
3FG % 1st Half: 0-6 0.0% 2nd half: 2-4 50.0% Game: 2-10 20.0%  
FT % 1st Half: 17-19 89.5% 2nd half: 10-13 76.9% Game: 27-32 84.4%

Officials: Lee Cassell, Doug Shows, Vladimir Voyard-Tadal

Technical fouls: North Florida-None. Florida-None.

Attendance: 10550

Score by periods	1st	2nd	Total
North Florida	31	38	69
Florida	37	40	77

Last FG - UNF 2nd-00:07, UF 2nd-02:33.  
Largest lead - UNF None, UF by 19 2nd-10:08.

Score tied - 0 times.  
Lead changed - 0 times.

## Official Basketball Box Score -- Game Totals -- Final Statistics Florida vs Wisconsin 11/12/13 8:10PM at Kohl Center - Madison, Wisconsin

Florida 53 • 1-1

##	Player	Total	3-Ptr		Rebounds			PF	TP	A	TO	Blk	Stl	Min	
			FG-FGA	FG-FGA	FT-FTA	Off	Def								Tot
15	Yeguete, Will	f	3-3	0-0	2-2	0	4	4	2	8	1	0	0	2	25
24	Prather, Casey	f	5-11	0-0	2-3	1	4	5	3	12	1	5	0	0	35
04	Young, Patric	c	2-6	0-0	4-7	2	4	6	3	8	1	1	0	0	30
00	Hill, Kasey	g	2-11	0-4	0-1	0	3	3	5	4	4	2	0	1	29
25	Walker, DeVon	g	0-3	0-2	0-0	1	0	1	1	0	0	3	1	0	17
01	Carter, Eli	g	0-1	0-1	0-0	0	0	0	2	0	0	0	0	0	10
20	Frazier, Michael	g	7-11	5-7	1-2	0	2	2	1	20	0	0	0	2	33
30	Kurtz, Jacob	g	0-1	0-0	1-2	1	5	6	1	1	0	0	0	1	21
	Team					1	0	1							
	Totals		19-47	5-14	10-17	6	22	28	18	53	7	11	1	6	200

FG % 1st Half: 10-23 43.5% 2nd half: 9-24 37.5% Game: 19-47 40.4%  
3FG % 1st Half: 3-9 33.3% 2nd half: 2-5 40.0% Game: 5-14 35.7%  
FT % 1st Half: 3-4 75.0% 2nd half: 7-13 53.8% Game: 10-17 58.8%

Wisconsin 59 • 2-0

##	Player	Total	3-Ptr		Rebounds			PF	TP	A	TO	Blk	Stl	Min	
			FG-FGA	FG-FGA	FT-FTA	Off	Def								Tot
15	Dekker, Sam	f	5-10	2-5	4-7	0	2	2	1	16	1	4	0	0	38
44	Kaminsky, Frank	f	3-8	2-4	0-0	2	3	5	3	8	0	0	2	2	21
01	Brust, Ben	g	4-10	2-5	1-2	1	8	9	0	11	3	1	0	1	39
12	Jackson, Traevon	g	4-9	2-3	3-4	1	6	7	3	13	4	5	0	0	39
21	Gasser, Josh	g	0-2	0-2	0-0	1	1	2	5	0	3	1	0	0	32
03	Marshall, George	g	0-0	0-0	0-0	0	0	0	0	0	0	1	0	0	3
10	Hayes, Nigel	g	4-7	0-0	0-1	1	1	2	4	8	0	1	0	0	18
13	Dukan, Duje	g	1-2	1-1	0-0	1	1	2	1	3	0	0	0	0	10
	Team					1	1	2							
	Totals		21-48	9-20	8-14	8	23	31	17	59	11	14	2	3	200

FG % 1st Half: 12-27 44.4% 2nd half: 9-21 42.9% Game: 21-48 43.8%  
3FG % 1st Half: 5-13 38.5% 2nd half: 4-7 57.1% Game: 9-20 45.0%  
FT % 1st Half: 0-0 0.0% 2nd half: 8-14 57.1% Game: 8-14 57.1%

Officials: Jim Burr, Mark Whitehead, Tim Clougherty

Technical fouls: Florida-None. Wisconsin-None.

Attendance: 17249

Score by periods	1st	2nd	Total
Florida	26	27	53
Wisconsin	29	30	59

Points	In	Off	2nd	Fast	Bench
UF	22	20	4	4	21
WIS	20	12	8	0	11

Last FG - UF 2nd-02:58, WIS 2nd-00:08.  
Largest lead - UF by 12 1st-12:53, WIS by 11 2nd-11:57.

Score tied - 1 time.  
Lead changed - 1 time.

## Official Basketball Box Score -- Game Totals -- Final Statistics UALR vs Florida 11/16/13 4:30 p.m. at Stephen C. O'Connell Center

UALR 56 • 0-2

##	Player	Total	3-Ptr		Rebounds			PF	TP	A	TO	Blk	Stl	Min	
			FG-FGA	FG-FGA	FT-FTA	Off	Def								Tot
33	White, James	f	8-13	0-0	0-0	4	5	9	2	16	0	2	2	0	28
55	Leeper, Gus	f	0-3	0-0	0-0	0	2	2	4	0	2	0	0	0	13
01	Isler, Leroy	g	1-5	0-1	0-0	1	1	2	5	2	0	1	0	0	25
03	Hagins, Josh	g	2-7	0-1	2-2	1	2	3	4	6	3	5	1	0	20
14	Thomas, J.T.	g	3-8	0-0	2-3	0	2	2	2	8	1	1	0	1	24
05	Osse, Kemy	g	0-5	0-4	1-2	1	2	3	1	1	1	2	0	1	21
10	Hill, Maurius	g	0-2	0-0	0-0	0	0	0	0	0	0	2	0	0	7
11	Smith, DeVonte	g	1-1	0-0	0-0	1	0	1	0	2	1	1	0	1	16
15	Billings, Stetson	g	0-2	0-0	0-0	0	2	2	1	0	0	1	0	1	9
21	Isom, Mareik	g	0-4	0-2	0-0	1	1	2	1	0	0	0	0	0	11
23	Neighbour, Will	g	7-11	2-3	5-5	1	7	8	1	21	0	1	0	0	26
	Team					2	0	2							
	Totals		22-61	2-11	10-12	12	24	36	21	56	6	18	3	4	200

FG % 1st Half: 11-29 37.9% 2nd half: 11-32 34.4% Game: 22-61 36.1%  
3FG % 1st Half: 2-6 33.3% 2nd half: 0-5 0.0% Game: 2-11 18.2%  
FT % 1st Half: 3-4 75.0% 2nd half: 7-8 87.5% Game: 10-12 83.3%

Florida 86 • 2-1

##	Player	Total	3-Ptr		Rebounds			PF	TP	A	TO	Blk	Stl	Min	
			FG-FGA	FG-FGA	FT-FTA	Off	Def								Tot
15	Yeguete, Will	f	2-5	0-0	2-2	0	3	3	0	6	1	4	1	0	25
24	Prather, Casey	f	10-11	1-1	6-8	2	3	5	2	27	5	2	1	1	31
04	Young, Patric	c	5-9	0-0	0-4	1	7	8	2	10	0	0	2	1	23
00	Hill, Kasey	g	4-6	0-0	6-8	0	3	3	2	14	6	0	1	5	30
25	Walker, DeVon	g	0-4	0-3	0-0	1	2	3	1	0	2	2	1	1	27
01	Carter, Eli	g	0-2	0-1	0-0	0	0	0	0	0	0	0	0	0	6
10	Finney-Smith, Dorian	g	5-10	3-4	4-6	5	4	9	1	17	0	1	0	0	16
11	Edwards, Lexx	g	0-0	0-0	0-0	0	1	1	0	0	0	0	0	0	2
20	Frazier, Michael	g	2-9	2-7	0-0	0	2	3	6	1	0	0	2	2	26
30	Kurtz, Jacob	g	3-3	0-0	0-1	1	2	3	1	6	0	0	0	1	12
42	Donovan, Billy	g	0-1	0-1	0-0	0	0	0	0	0	1	0	0	0	2
	Team					2	1	3							
	Totals		31-60	6-17	18-29	12	28	40	12	86	16	9	6	11	200

FG % 1st Half: 10-24 41.7% 2nd half: 21-36 58.3% Game: 31-60 51.7%  
3FG % 1st Half: 1-6 16.7% 2nd half: 5-11 45.5% Game: 6-17 35.3%  
FT % 1st Half: 6-14 42.9% 2nd half: 12-15 80.0% Game: 18-29 62.1%

Officials: Antinio Petty, Joe DeRosa, Rusty Phillips

Technical fouls: UALR-None. Florida-None.

Attendance: 8843

UNLA #01 L. Isler fouls out at 5:50(2).

Score by periods	1st	2nd	Total
UALR	27	29	56
Florida	27	59	86

Last FG - UALR 2nd-04:59, UF 2nd-01:26.  
Largest lead - UALR by 2 1st-00:18, UF by 30 2nd-01:26.

</



# 2013-14 BOX SCORES

## Official Basketball Box Score -- Game Totals -- Final Statistics Middle Tennessee vs Florida 11/21/13 7:30 p.m. at Stephen C. O'Connell Center

Middle Tennessee 59 • 4-1

##	Player	Total	3-Ptr			Rebounds			PF	TP	A	TO	Blk	Stl	Min
			FG-FGA	FG-FGA	FT-FTA	Off	Def	Tot							
01	HUNTER, Neiko	f	5-11	0-1	4-6	3	2	5	1	14	0	2	1	1	34
12	JONES, Shawn	f	2-5	0-0	2-2	0	3	3	3	6	1	2	1	1	20
05	KNIGHT, Tweety	g	2-2	0-0	0-0	0	0	0	4	4	1	3	0	3	24
10	RAYMOND, Jaqawn	g	4-11	4-9	1-4	1	3	4	1	13	0	1	1	1	33
24	HAMMONDS, Kerry	g	1-7	1-5	2-2	0	1	1	3	5	3	3	0	0	26
00	GIBSON, Zane	g	0-0	0-0	0-0	1	0	1	1	0	1	0	0	0	8
02	WORTHAM, Eric	g	4-6	1-3	2-2	1	0	1	4	11	0	0	0	0	14
03	PHILLIPS, Joshua	g	0-0	0-0	0-0	0	0	0	4	0	0	1	1	0	9
13	JOHNSON, Blake	g	0-0	0-0	0-0	0	0	0	1	0	0	0	0	0	1
21	WALKER, Torin	g	1-1	0-0	0-0	0	0	0	1	2	0	2	0	0	5
30	UPSHAW, Reggie	g	1-3	0-1	2-2	0	4	4	3	4	0	0	0	0	17
42	ROZIER, Jacquez	g	0-1	0-0	0-0	0	1	1	3	3	1	0	0	0	9
	Team					2	0	2			1				20
	Totals		20-47	6-19	13-18	8	18	26	25	59	8	16	4	6	200

FG % 1st Half: 8-20 40.0% 2nd half: 12-27 44.4% Game: 20-47 42.6%  
 3FG % 1st Half: 1-8 12.5% 2nd half: 5-11 45.5% Game: 6-19 31.6%  
 FT % 1st Half: 9-14 64.3% 2nd half: 4-4 100.0% Game: 13-18 72.2%

Florida 79 • 4-1

##	Player	Total	3-Ptr			Rebounds			PF	TP	A	TO	Blk	Stl	Min
			FG-FGA	FG-FGA	FT-FTA	Off	Def	Tot							
15	Yeguete, Will	f	4-5	1-1	1-3	1	4	5	3	10	1	2	0	1	24
24	Prather, Casey	f	4-5	0-0	3-4	0	4	4	2	11	2	3	0	2	19
04	Young, Patric	c	5-9	0-0	6-8	3	3	6	2	16	3	2	0	2	25
20	Frazier, Michael	g	5-9	1-3	2-2	0	2	2	1	13	2	2	0	0	36
25	Walker, DeVon	g	2-5	2-4	4-4	0	1	1	2	10	1	0	0	2	32
01	Carter, Eli	g	0-2	0-0	0-0	2	0	2	0	2	0	0	0	0	3
10	Finney-Smith, Dorian	g	4-9	0-2	6-6	2	4	6	3	14	1	3	0	0	26
11	Edwards, Lexx	g	0-0	0-0	0-0	0	0	0	1	0	0	0	0	0	1
30	Kurtz, Jacob	g	1-4	0-0	1-1	1	1	2	2	3	0	0	0	1	27
42	Donovan, Billy	g	0-2	0-2	2-2	0	0	0	0	2	0	0	0	1	7
	Team					1	2	3							20
	Totals		25-50	4-12	25-30	10	21	31	18	79	10	12	0	9	200

FG % 1st Half: 9-25 36.0% 2nd half: 16-25 64.0% Game: 25-50 50.0%  
 3FG % 1st Half: 1-5 20.0% 2nd half: 3-7 42.9% Game: 4-12 33.3%  
 FT % 1st Half: 15-18 83.3% 2nd half: 10-12 83.3% Game: 25-30 83.3%

Officials: Mike Nance, Willi CJ Washington, Marc Ellard  
 Technical fouls: Middle Tennessee-None. Florida-None.  
 Attendance: 9020

Score by periods	1st	2nd	Total
Middle Tennessee	26	33	59
Florida	34	45	79

Points	In	Off	2nd	Fast	Bench
MT	20	17	7	4	17
UF	34	15	8	6	19

Last FG - MT 2nd-01:30, UF 2nd-01:47.  
 Largest lead - MT by 2 1st-17:34, UF by 24 2nd-01:47.  
 Score tied - 2 times.  
 Lead changed - 1 time.

## Official Basketball Box Score -- Game Totals -- Final Statistics Florida vs Jacksonville 11/25/13 7:00 PM at JVM Arena - Jacksonville, Fla.

Florida 86 • 5-1

##	Player	Total	3-Ptr			Rebounds			PF	TP	A	TO	Blk	Stl	Min
			FG-FGA	FG-FGA	FT-FTA	Off	Def	Tot							
15	Yeguete, Will	f	0-3	0-0	1-2	3	4	7	2	1	2	2	0	0	29
24	Prather, Casey	f	11-13	0-0	5-9	1	4	5	1	27	3	2	1	0	33
04	Young, Patric	c	5-9	0-0	3-5	1	2	3	4	13	0	0	1	2	16
05	Wilbekin, Scottie	g	5-9	2-2	0-2	1	4	5	1	12	7	2	0	3	34
25	Walker, DeVon	g	0-0	0-0	0-0	0	0	0	0	0	1	0	0	0	7
01	Carter, Eli	g	0-1	0-1	0-0	0	0	0	0	0	0	0	0	0	3
10	Finney-Smith, Dorian	g	4-9	1-3	5-8	3	8	11	3	14	3	1	1	0	25
11	Edwards, Lexx	g	0-0	0-0	0-0	0	1	1	0	0	0	0	0	0	2
20	Frazier, Michael	g	5-6	5-6	2-2	0	2	2	0	17	0	1	0	1	27
30	Kurtz, Jacob	g	1-1	0-0	0-0	0	1	1	3	2	1	0	1	1	19
42	Donovan, Billy	g	0-1	0-1	0-0	0	0	1	1	0	1	1	0	0	5
	Team					1	0	1						20	
	Totals		31-52	8-13	16-28	10	27	37	15	86	19	9	4	7	200

FG % 1st Half: 17-26 65.4% 2nd half: 14-26 53.8% Game: 31-52 59.6%  
 3FG % 1st Half: 5-6 83.3% 2nd half: 3-7 42.9% Game: 8-13 61.5%  
 FT % 1st Half: 9-14 64.3% 2nd half: 7-14 50.0% Game: 16-28 57.1%

Jacksonville 60 • 2-4

##	Player	Total	3-Ptr			Rebounds			PF	TP	A	TO	Blk	Stl	Min
			FG-FGA	FG-FGA	FT-FTA	Off	Def	Tot							
00	DAWSON, Javon	f	4-14	0-0	0-0	0	0	0	2	8	1	1	0	0	31
15	HOLDER, J.R.	f	2-4	0-1	0-1	3	0	3	0	4	1	0	0	1	13
33	SLAWSON, RJ	f	3-7	2-3	0-0	0	0	0	5	8	0	1	0	0	12
05	MARTIN, Vince	g	4-7	3-3	0-1	4	6	10	1	11	2	1	0	0	29
11	HAYWOOD, Jarvis	g	5-9	0-1	6-6	1	2	3	3	16	3	3	0	2	31
01	BOGUS, Jeremy	g	0-0	0-0	0-0	1	0	1	0	0	0	0	1	0	2
02	FLEMING, Kordario	g	2-7	0-1	1-4	3	3	6	3	5	1	2	0	0	30
10	BELL, Marcellous	g	0-0	0-0	0-0	0	0	0	0	0	0	0	0	0	1
13	WHITE, Marcel	g	1-8	0-4	0-0	0	2	2	3	2	0	2	0	1	23
22	HUNT, Sam	g	1-3	0-1	0-0	0	0	0	0	2	0	1	0	0	19
44	ALDERMAN, Tyler	g	1-2	0-0	2-5	1	3	4	3	4	3	0	0	1	9
	Team					3	1	4							20
	Totals		23-61	5-14	9-17	16	17	33	20	60	11	12	0	5	200

FG % 1st Half: 12-35 34.3% 2nd half: 11-26 42.3% Game: 23-61 37.7%  
 3FG % 1st Half: 3-9 33.3% 2nd half: 2-5 40.0% Game: 5-14 35.7%  
 FT % 1st Half: 2-2 100.0% 2nd half: 7-15 46.7% Game: 9-17 52.9%

Officials: Pat Adams, Tony Henderson, Lee Cassell  
 Technical fouls: Florida-None. Jacksonville-None.  
 Attendance: 5625

Score by periods	1st	2nd	Total
Florida	48	38	86
Jacksonville	29	31	60

Points	In	Off	2nd	Fast	Bench
UF	40	11	12	9	33
JU	26	11	14	2	13

Last FG - UF 2nd-01:20, JU 2nd-02:10.  
 Largest lead - UF by 32 2nd-13:12, JU by 1 1st-19:03.  
 Score tied - 0 times.  
 Lead changed - 2 times.

## Official Basketball Box Score -- Game Totals -- Final Statistics Florida State vs Florida 11/29/13 7:30 p.m. at Stephen C. O'Connell Center

Florida State 66 • 5-2

##	Player	Total	3-Ptr			Rebounds			PF	TP	A	TO	Blk	Stl	Min
			FG-FGA	FG-FGA	FT-FTA	Off	Def	Tot							
10	White, Okaro	f	2-6	1-1	4-4	2	1	3	4	9	1	0	2	0	23
14	Gilchrist, Robert	f	2-9	0-1	0-0	2	1	3	1	4	0	0	1	0	20
15	Bojanovsky, Boris	c	6-6	0-0	2-2	1	1	2	5	14	0	2	2	1	24
01	Bookert, Devon	g	1-4	0-0	0-0	0	2	2	0	2	0	1	0	1	18
32	Brandon, Montay	g	1-7	0-1	0-0	1	6	7	1	2	3	1	0	0	37
05	Smith, Jarquez	g	0-0	0-0	0-0	0	0	0	1	0	0	0	0	0	2
25	Thomas, Aaron	g	4-10	0-3	4-4	1	3	4	2	12	1	4	0	2	29
30	Miller, Ian	g	3-7	1-4	6-6	0	1	1	2	13	5	3	0	1	33
50	Ojo, Michael	g	3-3	0-0	4-7	2	4	6	4	10	0	1	1	0	14
	Team					6	3	9							20
	Totals		22-52	2-10	20-23	15	22	37	20	66	10	12	6	5	200

FG % 1st Half: 10-26 38.5% 2nd half: 12-26 46.2% Game: 22-52 42.3%  
 3FG % 1st Half: 0-4 0.0% 2nd half: 2-6 33.3% Game: 2-10 20.0%  
 FT % 1st Half: 8-8 100.0% 2nd half: 12-15 80.0% Game: 20-23 87.0%

Florida 67 • 6-1

##	Player	Total	3-Ptr			Rebounds			PF	TP	A	TO	Blk	Stl	Min
			FG-FGA	FG-FGA	FT-FTA	Off	Def	Tot							
15	Yeguete, Will	f	2-7	1-2	1-1	1	5	6	3	6	4	2	0	0	25
24	Prather, Casey	f	6-10	0-1	7-9	3	1	4							

# 2013-14 BOX SCORES

**Official Basketball Box Score -- Game Totals -- Final Statistics  
Kansas vs Florida  
12/10/13 7 p.m. at Stephen C. O'Connell Center**

**Kansas 61 • 6-3**

##	Player	FG-FGA	3-Ptr	FT-FTA	Rebounds			PF	TP	A	TO	Blk	Stl	Min	
					Off	Def	Tot								
34	Ellis, Perry	f	2-3	0-0	0-0	0	4	4	2	4	1	3	1	24	
21	Embiid, Joel	c	3-6	0-0	0-1	0	6	6	4	6	2	1	3	30	
00	Mason, Frank	g	3-6	2-3	1-2	0	0	0	2	9	0	5	0	25	
01	Selden Jr., Wayne	g	1-4	1-3	1-2	0	1	1	0	4	1	4	0	14	
22	Wiggins, Andrew	g	7-15	4-9	8-8	4	7	11	4	26	0	4	2	37	
03	White III, Andrew	g	0-0	0-0	0-0	0	1	1	0	0	0	1	0	2	
10	Tharpe, Naadir	g	1-4	0-2	0-0	0	1	1	3	2	5	3	0	29	
14	Greene, Brannen	g	1-3	1-2	2-2	0	1	1	4	5	0	2	0	14	
23	Frankamp, Conner	g	0-0	0-0	0-0	0	0	0	0	0	0	0	0	0+	
25	Black, Tarik	g	0-2	0-0	0-0	0	2	2	3	0	1	0	0	6	
31	Traylor, Jamari	g	1-1	0-0	3-4	4	5	9	2	5	1	1	0	17	
33	Lucas, Landen	g	0-0	0-0	0-0	0	0	0	1	0	0	0	0	2	
	<b>Team</b>					<b>3</b>	<b>1</b>	<b>4</b>							
	<b>Totals</b>		<b>19-44</b>	<b>8-19</b>	<b>15-19</b>	<b>11</b>	<b>29</b>	<b>40</b>	<b>25</b>	<b>61</b>	<b>11</b>	<b>24</b>	<b>6</b>	<b>5</b>	<b>200</b>

FG % 1st Half: 8-19 42.1% 2nd half: 11-25 44.0% Game: 19-44 43.2%  
3FG % 1st Half: 2-7 28.6% 2nd half: 6-12 50.0% Game: 8-19 42.1%  
FT % 1st Half: 3-4 75.0% 2nd half: 12-15 80.0% Game: 15-19 78.9%

**Florida 67 • 7-2**

##	Player	FG-FGA	3-Ptr	FT-FTA	Rebounds			PF	TP	A	TO	Blk	Stl	Min
					Off	Def	Tot							
15	Yeguete, Will	f	0-4	0-1	1-4	3	3	6	2	1	0	1	0	30
24	Prather, Casey	f	1-5	0-0	10-12	3	5	8	3	12	1	2	0	30
04	Young, Patric	c	5-13	0-0	2-7	5	1	6	4	12	0	2	1	28
05	Wilbekin, Scottie	g	7-12	2-5	2-3	0	0	0	4	18	6	2	4	36
20	Frazier, Michael	g	1-4	1-2	0-0	1	2	3	3	3	1	0	0	25
00	Hill, Kasey	g	1-3	0-0	4-6	0	2	2	2	6	3	0	0	20
10	Finney-Smith, Dorian	g	5-13	4-6	1-2	1	4	5	1	15	1	1	0	30
30	Kurtz, Jacob	g	0-0	0-0	0-0	0	0	0	0	0	0	0	0	1
	<b>Team</b>					<b>0</b>	<b>0</b>	<b>0</b>						
	<b>Totals</b>		<b>20-54</b>	<b>7-14</b>	<b>20-34</b>	<b>13</b>	<b>17</b>	<b>30</b>	<b>19</b>	<b>67</b>	<b>12</b>	<b>8</b>	<b>1</b>	<b>200</b>

FG % 1st Half: 13-35 37.1% 2nd half: 7-19 36.8% Game: 20-54 37.0%  
3FG % 1st Half: 5-10 50.0% 2nd half: 2-4 50.0% Game: 7-14 50.0%  
FT % 1st Half: 5-11 45.5% 2nd half: 15-23 65.2% Game: 20-34 58.8%

Officials: Tony Greene, Pat Adams, James Breeding  
Technical fouls: Kansas-None. Florida-None.  
Attendance: 12423

Score by periods	1st	2nd	Total
Kansas	21	40	61
Florida	36	31	67

Last FG - KU 2nd-00:21, UF 2nd-03:08.  
Largest lead - KU by 7 1st-15:55, UF by 18 1st-04:14.

**Official Basketball Box Score -- Game Totals -- Final Statistics  
Florida vs Memphis  
12/17/13 9:30pm at Madison Square Garden, New York, NY**

**Florida 77**

##	Player	FG-FGA	3-Ptr	FT-FTA	Rebounds			PF	TP	A	TO	Blk	Stl	Min	
					Off	Def	Tot								
04	Young, Patric	f	4-7	0-0	0-0	6	2	8	5	8	2	1	0	28	
15	Yeguete, Will	f	2-4	0-1	0-1	1	1	2	1	4	1	3	0	25	
24	Prather, Casey	f	8-13	0-0	6-6	0	4	4	2	22	0	1	1	30	
05	Wilbekin, Scottie	g	4-8	2-3	1-3	1	4	5	4	11	3	2	0	33	
20	Frazier, Michael	g	3-7	2-4	3-3	0	3	3	0	11	1	2	0	30	
00	Hill, Kasey	g	2-5	1-2	0-0	0	2	2	3	5	3	3	0	22	
10	Finney-Smith, Dorian	g	5-10	2-6	2-3	2	4	6	1	14	3	4	1	29	
25	Walker, DeVon	g	0-0	0-0	2-3	0	0	0	0	2	0	1	0	2	
30	Kurtz, Jacob	g	0-0	0-0	0-0	0	1	1	0	0	0	0	0	1	
	<b>Team</b>					<b>3</b>	<b>3</b>	<b>6</b>							
	<b>Totals</b>		<b>28-54</b>	<b>7-16</b>	<b>14-19</b>	<b>13</b>	<b>24</b>	<b>37</b>	<b>16</b>	<b>77</b>	<b>13</b>	<b>17</b>	<b>2</b>	<b>3</b>	<b>200</b>

FG % 1st Half: 16-32 50.0% 2nd half: 12-22 54.5% Game: 28-54 51.9%  
3FG % 1st Half: 4-9 44.4% 2nd half: 3-7 42.9% Game: 7-16 43.8%  
FT % 1st Half: 5-7 71.4% 2nd half: 9-12 75.0% Game: 14-19 73.7%

**Memphis 75**

##	Player	FG-FGA	3-Ptr	FT-FTA	Rebounds			PF	TP	A	TO	Blk	Stl	Min	
					Off	Def	Tot								
02	GOODWIN, Shaq	f	1-4	0-0	5-6	2	3	5	2	7	5	2	3	35	
04	NICHOLS, Austin	f	2-4	0-0	0-0	0	3	3	1	4	0	1	2	18	
55	JOHNSON, Geron	f	6-13	0-3	1-2	1	3	4	2	13	5	4	1	37	
01	JACKSON, Joe	g	5-13	1-4	6-6	0	1	1	2	17	5	1	0	40	
03	CRAWFORD, Chris	g	4-7	4-7	0-0	0	2	2	4	12	1	0	1	31	
05	KING, Nick	g	0-2	0-1	0-0	1	0	1	0	0	0	0	0	2	
11	DIXON JR., Michael	g	3-6	1-3	3-4	1	2	3	4	10	1	0	0	21	
12	PELLOM, David	g	6-8	0-0	0-0	2	1	3	2	12	0	0	1	16	
	<b>Team</b>					<b>2</b>	<b>2</b>	<b>4</b>							
	<b>Totals</b>		<b>27-57</b>	<b>6-18</b>	<b>15-18</b>	<b>9</b>	<b>17</b>	<b>26</b>	<b>17</b>	<b>75</b>	<b>17</b>	<b>8</b>	<b>8</b>	<b>9</b>	<b>200</b>

FG % 1st Half: 16-31 51.6% 2nd half: 11-26 42.3% Game: 27-57 47.4%  
3FG % 1st Half: 4-10 40.0% 2nd half: 2-8 25.0% Game: 6-18 33.3%  
FT % 1st Half: 2-2 100.0% 2nd half: 13-16 81.3% Game: 15-18 83.3%

Officials: Joe DeRosa, James Luckie, Mike Roberts  
Technical fouls: Florida-None. Memphis-GOODWIN, Shaq.  
Attendance: 8062  
2013 Jimmy V Classic

Score by periods	1st	2nd	Total
Florida	41	36	77
Memphis	38	37	75

Last FG - UF 2nd-02:43, MEM 2nd-00:31.  
Largest lead - UF by 12 1st-10:21, MEM by 1 1st-02:41.

**Official Basketball Box Score -- Game Totals -- Final Statistics  
Fresno State vs Florida  
12/21/13 4:30 PM at BB&T Center**

**Fresno State 49 • 6-6**

##	Player	FG-FGA	3-Ptr	FT-FTA	Rebounds			PF	TP	A	TO	Blk	Stl	Min	
					Off	Def	Tot								
10	Davis, A.	f	1-3	0-1	2-4	1	3	4	4	4	0	2	1	0	31
22	Watson, P.	f	3-6	1-1	3-3	0	1	1	4	10	1	1	1	1	25
01	Johnson, T.	g	2-7	0-1	0-0	2	1	3	1	4	0	0	0	2	33
03	Gurrero, C.	g	5-14	3-8	4-4	1	2	3	4	17	4	2	0	3	33
23	Harris, M	g	4-8	0-4	2-6	0	1	1	2	10	1	0	0	0	35
00	Owootah, E.	g	0-2	0-1	2-2	0	1	1	0	2	0	1	0	1	7
04	Edo, K.	g	1-5	0-0	0-0	1	2	3	2	2	0	0	0	0	19
05	Giddings, T.	g	0-5	0-1	0-0	1	1	2	1	0	0	0	0	0	16
13	Williams, B.	g	0-0	0-0	0-0	0	0	0	0	0	0	0	0	0	1
	<b>Team</b>					<b>3</b>	<b>3</b>	<b>6</b>							
	<b>Totals</b>		<b>16-50</b>	<b>4-17</b>	<b>13-19</b>	<b>9</b>	<b>15</b>	<b>24</b>	<b>18</b>	<b>49</b>	<b>6</b>	<b>8</b>	<b>2</b>	<b>7</b>	<b>200</b>

FG % 1st Half: 6-23 26.1% 2nd half: 10-27 37.0% Game: 16-50 32.0%  
3FG % 1st Half: 2-5 40.0% 2nd half: 2-12 16.7% Game: 4-17 23.5%  
FT % 1st Half: 5-6 83.3% 2nd half: 8-13 61.5% Game: 13-19 68.4%

**Florida 66 • 9-2**

##	Player	FG-FGA	3-Ptr	FT-FTA	Rebounds			PF	TP	A	TO	Blk	Stl	Min	
					Off	Def	Tot								
10	Finney-Smith, Dorian	f	3-9	0-3	1-2	1	4	5	3	7	2	1	0	0	22
15	Yeguete, Will	f	2-4	0-0	5-6	5	5	10	3	9	0	1	1	0	28
24	Prather, Casey	f	8-11	0-0	0-0	1	4	5	3	16	2	0	0	0	30
05	Wilbekin, Scottie	g	4-14	1-7	2-3	0	6	6	1	11	3	3	0	1	34
20	Frazier, Michael	g	1-5	1-5	1-2	2	2	4	1	4	1	1	1	1	26
00	Hill, Kasey	g	2-2	2-2	1-2	0	1	1	1	7	1	3	0	1	15
04	Young, Patric	g	3-9	0-0	2-2	5	4	9	3	8	2	1	0	0	27
11	Edwards, Lexx	g	0-0	0-0	0-0	0	0	0	2	0	0	0	0	0	2
25	Walker, DeVon	g	1-2	1-1	1-2	0	0	0	0	4	1	1	1	0	12
30	Kurtz, Jacob	g	0-1	0-0	0-2	1	0	1	0	0	0	0	0	0	2
42	Donovan, Billy	g	0-0	0-0	0-0	0	0	0	0	0	0	0	0	0	2
	<b>Team</b>					<b>5</b>	<b>1</b>	<b>6</b>							
	<b>Totals</b>		<b>24-57</b>	<b>5-18</b>	<b>13-21</b>	<b>20</b>	<b>27</b>	<b>47</b>	<b>17</b>	<b>66</b>	<b>12</b>	<b>11</b>	<b>3</b>	<b>3</b>	<b>200</b>

FG % 1st Half: 9-31 29.0% 2nd half: 15-26 57.7% Game: 24-57 42.1%  
3FG % 1st Half: 1-13 7.7% 2nd half: 4-5 80.0% Game: 5-18 27.8%  
FT % 1st Half: 4-8 50.0% 2nd half: 9-13 69.2% Game: 13-21 61.9%

Officials: William Humes, Jacyn Goble, Chuck Jones  
Technical fouls: Fresno State-None. Florida-None.  
Attendance: 11214  
MetroPCS Orange Bowl Basketball Classic, Game 2

Score by periods	1st	2nd	Total
Fresno State	19	30	49
Florida	23	43	66

Last FG - FRES 2nd-00:01, UF 2nd-02:40.  
Largest lead - FRES by 2 1st-15:03, UF by 26 2nd-02:40.

**Official Basketball Box Score -- Game Totals -- Final Statistics  
Savannah State vs Florida  
12/29/13 3 p.m. at Stephen C. O'Connell Center**

**Savannah State 34 • 2-11**

##	Player	FG-FGA	3-Ptr	FT-FTA	Rebounds			PF	TP	A	TO	Blk	Stl	Min	
					Off	Def	Tot								
04	MUHAMMAD, Saadiq	f	0-3	0-0	1-2	2	3	5	3	1	0	3	0	0	23
44	SMITH, Jyles	f	3-7	0-0	2-2	2	6	8	4	8	0	0	3	0	32
01	FENNER, Aiante	g	2-5	1-1	1-2	0	1	1	2	6	0	0	0	0	18
1															

# 2013-14 BOX SCORES

## Official Basketball Box Score -- Game Totals -- Final Statistics Richmond vs Florida

1/4/14 3 p.m. at Stephen C. O'Connell Center

**Richmond 58 • 10-5**

##	Player	Total	3-Ptr	Rebounds	PF	TP	A TO Blk Stl			Min					
							FG-FGA	FG-FGA	FT-FTA		Off	Def	Tot		
05	DAVIS, Trey	f	0-1	0-0	0-2	1	5	6	1	0	3	0	0	0	33
33	NELSON-ODODA, Alonz	f	3-4	0-1	0-0	1	1	2	3	6	1	2	2	0	21
34	WILLIAMS, Derrick	f	2-3	0-0	0-0	0	2	2	5	4	0	1	0	0	22
00	ANTHONY, Kendall	g	6-14	2-7	1-1	0	2	2	3	15	2	1	0	0	34
02	LINDSAY, Cedrick	g	7-19	5-12	0-0	0	2	2	3	19	3	3	0	1	35
04	SPARROW, Wayne	g	1-3	1-1	0-0	0	1	1	1	3	0	1	0	0	13
11	TAYLOR, Deion	g	3-5	1-3	0-0	0	2	2	3	7	3	1	0	1	22
15	ALLEN, Terry	g	2-6	0-1	0-0	0	1	1	2	4	0	3	0	2	20
	Team					1	3	4							
	Totals		24-55	9-25	1-3	3	19	22	21	58	12	12	2	4	200

FG % 1st Half: 10-24 41.7% 2nd half: 14-31 45.2% Game: 24-55 43.6%  
 3FG % 1st Half: 3-7 42.9% 2nd half: 6-18 33.3% Game: 9-25 36.0%  
 FT % 1st Half: 0-2 0.0% 2nd half: 1-1 100.0% Game: 1-3 33.3%

**Florida 67 • 11-2**

##	Player	Total	3-Ptr	Rebounds	PF	TP	A TO Blk Stl			Min					
							FG-FGA	FG-FGA	FT-FTA		Off	Def	Tot		
15	Yeguete, Will	f	1-3	0-0	0-0	1	6	7	0	2	1	3	1	1	18
24	Prather, Casey	f	5-11	0-0	2-5	3	4	7	3	12	3	1	0	2	30
04	Young, Patric	c	6-8	0-0	3-6	2	4	6	2	15	2	1	0	0	30
05	Wilbekin, Scottie	g	4-13	0-5	2-2	0	2	2	1	10	2	1	0	2	35
20	Frazier, Michael	g	6-10	3-7	3-4	1	3	4	3	18	0	1	0	0	29
00	Hill, Kasey	g	1-5	0-3	0-0	1	1	2	1	2	1	3	1	0	21
10	Finney-Smith, Dorian	g	2-4	1-2	0-2	5	8	13	2	5	1	3	0	0	28
25	Walker, DeVon	g	1-2	1-2	0-0	0	0	0	0	3	0	1	0	0	9
	Team					2	1	3							
	Totals		26-56	5-19	10-19	15	29	44	12	67	10	14	2	5	200

FG % 1st Half: 12-31 38.7% 2nd half: 14-25 56.0% Game: 26-56 46.4%  
 3FG % 1st Half: 1-9 11.1% 2nd half: 4-10 40.0% Game: 5-19 26.3%  
 FT % 1st Half: 0-0 0.0% 2nd half: 10-19 52.6% Game: 10-19 52.6%

Officials: Patrick Evans, Tony Greene, John Hampton  
 Technical fouls: Richmond-None. Florida-None.  
 Attendance: 12012  
 Richmond #34 fouls out at 45:3

Score by periods	1st	2nd	Total
Richmond	23	35	58
Florida	25	42	67

Last FG - RICH 2nd-00:39, UF 2nd-00:06.  
 Largest lead - RICH by 4 2nd-13:11, UF by 11 2nd-01:27.

Score tied - 3 times.  
 Lead changed - 12 times.

	Points	In	Off	2nd	Fast	Bench
RICH	20	12	5	6	14	
UF	38	7	11	7	10	

## Official Basketball Box Score -- Game Totals -- Final Statistics South Carolina vs Florida

1/8/14 7 p.m. at Stephen C. O'Connell Center

**South Carolina 58 • 7-7, 0-1 SEC**

##	Player	Total	3-Ptr	Rebounds	PF	TP	A TO Blk Stl			Min					
							FG-FGA	FG-FGA	FT-FTA		Off	Def	Tot		
21	HENRY, Demetrius	f	1-2	0-0	0-3	0	1	1	4	2	1	0	0	23	
25	KACINAS, Mindaugas	f	2-2	0-0	2-2	2	2	4	4	6	0	3	0	1	20
00	THORNWELL, Sindarius	g	3-5	2-2	2-4	0	4	4	3	10	1	4	0	3	27
01	WILLIAMS, Brenton	g	4-10	2-6	0-0	0	1	1	3	10	1	2	0	3	25
10	NOTICE, Duane	g	2-4	1-2	3-5	1	0	1	0	8	3	5	0	0	33
04	JOHNSON, Tyrone	g	3-10	0-0	6-7	3	3	6	1	12	2	3	0	0	27
05	SHAW, Jaylen	g	0-1	0-0	0-0	0	0	0	0	1	0	0	0	0	7
14	CHATKEVICIUS, L.	g	0-0	0-0	0-0	0	0	0	0	0	0	1	0	0	2
24	CARRERA, Michael	g	1-3	0-0	1-2	2	2	4	0	3	1	1	0	0	16
32	RINGER, Desmond	g	2-4	0-0	3-3	1	3	4	4	7	0	1	0	0	20
	Team					0	3	3							
	Totals		18-41	5-10	17-26	9	19	28	20	58	9	21	0	7	200

FG % 1st Half: 6-19 31.6% 2nd half: 12-22 54.5% Game: 18-41 43.9%  
 3FG % 1st Half: 1-2 50.0% 2nd half: 4-8 50.0% Game: 5-10 50.0%  
 FT % 1st Half: 8-15 53.3% 2nd half: 9-11 81.8% Game: 17-26 65.4%

**Florida 74 • 12-2, 1-0 SEC**

##	Player	Total	3-Ptr	Rebounds	PF	TP	A TO Blk Stl			Min					
							FG-FGA	FG-FGA	FT-FTA		Off	Def	Tot		
15	Yeguete, Will	f	2-2	0-0	4-7	0	0	0	3	8	1	1	0	0	19
24	Prather, Casey	f	5-5	0-0	3-5	0	2	2	2	13	3	2	1	2	18
04	Young, Patric	c	6-7	0-0	1-2	1	6	7	2	13	0	2	0	3	24
05	Wilbekin, Scottie	g	5-11	3-6	4-4	1	0	1	1	17	3	0	0	1	34
20	Frazier, Michael	g	3-8	2-7	0-0	1	3	4	2	8	1	0	0	1	29
00	Hill, Kasey	g	1-4	0-3	3-4	0	2	2	3	5	2	2	0	2	20
10	Finney-Smith, Dorian	g	3-6	0-2	2-2	1	3	4	3	8	5	4	2	0	24
11	Edwards, Lexx	g	0-0	0-0	0-0	0	0	0	0	0	0	0	0	0	1
25	Walker, DeVon	g	1-2	0-1	0-0	1	3	4	1	2	0	1	1	1	19
30	Kurtz, Jacob	g	0-0	0-0	0-0	0	0	0	0	0	0	2	0	0	10
42	Donovan, Billy	g	0-0	0-0	0-0	0	0	0	2	0	1	0	0	0	2
	Team					0	1	1							
	Totals		26-45	5-19	17-24	5	20	25	19	74	16	15	4	10	200

FG % 1st Half: 12-25 48.0% 2nd half: 14-20 70.0% Game: 26-45 57.8%  
 3FG % 1st Half: 1-10 10.0% 2nd half: 4-9 44.4% Game: 5-19 26.3%  
 FT % 1st Half: 9-13 69.2% 2nd half: 8-11 72.7% Game: 17-24 70.8%

Officials: Antinio Petty, Ron Groover, Lee Cassell  
 Technical fouls: South Carolina-None. Florida-None.  
 Attendance: 12147  
 Record 4,182 students

Score by periods	1st	2nd	Total
South Carolina	21	37	58
Florida	34	40	74

Last FG - SC 2nd-00:09, UF 2nd-00:28.  
 Largest lead - SC None, UF by 23 2nd-04:14.

Score tied - 0 times.  
 Lead changed - 0 times.

	Points	In	Off	2nd	Fast	Bench
SC	16	13	3	5	22	
UF	40	22	2	20	15	

## Official Basketball Box Score -- Game Totals -- Final Statistics Florida vs Arkansas

1/11/14 12:00 p.m. at Fayetteville, Ark. (Bud Walton Arena)

**Florida 84 • 13-2, 2-0 SEC**

##	Player	Total	3-Ptr	Rebounds	PF	TP	A TO Blk Stl			Min					
							FG-FGA	FG-FGA	FT-FTA		Off	Def	Tot		
10	Finney-Smith, Dorian	f	7-15	3-7	5-8	9	6	15	2	22	3	3	0	3	42
15	Yeguete, Will	f	1-3	0-1	5-8	1	4	5	2	7	0	1	0	1	28
00	Hill, Kasey	g	3-7	0-1	0-0	1	3	4	3	6	5	5	0	1	37
20	Frazier, Michael	g	4-7	4-7	3-4	0	3	3	2	15	0	2	0	1	29
25	Walker, DeVon	g	0-4	0-4	2-2	1	5	6	1	2	1	2	2	2	23
04	Young, Patric	g	4-9	0-0	2-2	1	6	7	5	10	1	1	0	0	21
05	Wilbekin, Scottie	g	4-12	2-5	8-10	0	2	2	4	18	2	1	0	1	35
30	Kurtz, Jacob	g	2-2	0-0	0-0	0	1	1	1	4	1	1	0	0	10
	Team					1	0	1							
	Totals		25-59	9-25	25-34	14	30	44	20	84	13	17	2	9	225

FG % 1st Half: 12-28 42.9% 2nd half: 10-27 37.0% OT: 3-4 75.0% Game: 25-59 42.4%  
 3FG % 1st Half: 4-12 33.3% 2nd half: 3-11 27.3% OT: 2-2 100.0% Game: 9-25 36.0%  
 FT % 1st Half: 7-8 87.5% 2nd half: 8-12 66.7% OT: 10-14 71.4% Game: 25-34 73.5%

**Arkansas 82 • 11-4, 0-2 SEC**

##	Player	Total	3-Ptr	Rebounds	PF	TP	A TO Blk Stl			Min					
							FG-FGA	FG-FGA	FT-FTA		Off	Def	Tot		
04	CLARKE, Coty	f	5-12	3-5	3-4	6	8	14	2	16	3	1	0	1	33
10	PORTIS, Bobby	f	6-16	0-0	2-4	5	2	7	1	14	0	3	1	1	31
00	MADDEN, Rashad	g	9-16	5-10	0-0	1	4	5	3	23	3	0	1	1	33
12	GULLEY, Fred	g	0-2	0-1	1-4	0	1	1	3	1	1	2	0	2	27
24	QUALLS, Michael	g	2-10	1-4	5-6	3	3	6	2	10	3	1	0	1	39
02	HARRIS, Alandise	g	4-8	0-0	3-5	2	2	4	5	11	0	3	1	1	21
03	SCOTT, Rickey	g	0-1	0-0	2-2	1	0	1	1	2	2	0	0	0	10
05	BELL, Anthlon	g	1-5	1-3	2-2	1	0	1	3	5	0	0	0	0	12
20	HAYDAR, Kikko	g	0-1	0-1	0-0	0	1	1	3	0	0	0	0	0	11
22	WILLIAMS, Jacorey	g	0-1	0-0	0-0	0	0	0	0	0	0	0	0	0	2
33	KINGSLEY, Moses	g	0-1	0-0	0-0	1	3	4	1	0	0	1	0	0	6
	Team					0	1	1							
	Totals		27-72	10-24	18-27	20	25	45	24	82	12	11	3	7	225

FG % 1st Half: 11-33 33.3% 2nd half: 10-27 37.0% OT: 6-12 50.0% Game: 27-72 37.5%  
 3FG % 1st Half: 5-12 41.7% 2nd half: 3-7 42.9% OT: 2-5 40.0% Game: 10-24 41.7%  
 FT % 1st Half: 9-12 75.0% 2nd half: 7-11 63.6% OT: 2-4 50.0% Game: 18-27 66.7%

Officials: Anthony Jordan (R), John Hampton, Mike Kitts  
 Technical fouls: Florida-None. Arkansas-None.  
 Attendance: 18040  
 Estimated Actual Attendance: 18,040  
 Fouled out: Florida #4, Young (2:13 OT)  
 Arkansas #2, Harris (0:05.4 OT)

Score by periods	1st	2nd	OT	Total
Florida	35	31	18	84
Arkansas	36	30	16	82

	Points	In	Off	2nd</
--	--------	----	-----	-------

# 2013-14 BOX SCORES

## Official Basketball Box Score -- Game Totals -- Final Statistics

Florida vs Auburn  
1/18/14 3:00 p.m. at Auburn Arena -- Auburn, Ala.

Florida 68 • 15-2, 4-0

##	Player	Total		3-Ptr		Rebounds			PF	TP	A	TO	Bk	Stl	Min
		FG-FGA	FT-FGA	FG-FGA	FT-FGA	Off	Def	Tot							
14	Yeguete, Will	f	1-2	0-0	2-4	2	4	6	3	4	2	1	1	5	23
04	Young, Patric	c	5-8	0-0	3-6	1	5	6	3	13	1	0	2	0	31
00	Hill, Kasey	g	0-2	0-1	7-8	0	2	2	2	7	3	2	0	3	25
05	Wilbekin, Scottie	g	4-7	2-2	6-8	0	3	3	2	16	1	5	0	0	37
20	Frazier, Michael	g	0-2	0-2	0-0	0	2	2	3	0	0	2	0	0	19
24	Finney-Smith, Dorian	g	3-6	1-2	0-0	1	2	3	2	7	1	2	0	1	20
14	Prather, Casey	g	8-10	0-0	5-7	2	4	6	2	21	1	1	0	1	29
25	Walker, DeVon	g	0-2	0-2	0-0	0	1	1	1	0	0	0	0	0	11
30	Kurtz, Jacob	g	0-0	0-0	0-0	0	0	0	0	0	1	1	0	1	5
42	Donovan, Billy	g	0-0	0-0	0-0	0	0	0	0	0	0	0	0	0	0+
Team						1	1	2							
Totals			21-39	3-9	23-33	7	24	31	18	68	10	14	3	11	200

FG % 1st Half: 11-18 61.1% 2nd half: 10-21 47.6% Game: 21-39 53.8%  
 3FG % 1st Half: 1-5 20.0% 2nd half: 2-4 50.0% Game: 3-9 33.3%  
 FT % 1st Half: 10-13 76.9% 2nd half: 13-20 65.0% Game: 23-33 69.7%  
 Deadball Rebounds: 4

Auburn 61 • 8-7, 0-4

##	Player	Total		3-Ptr		Rebounds			PF	TP	A	TO	Bk	Stl	Min
		FG-FGA	FT-FGA	FG-FGA	FT-FGA	Off	Def	Tot							
02	Payne, Allen	f	3-8	1-1	4-4	1	5	6	4	11	1	4	0	3	33
00	Dixon-Tatum, Asaiah	c	0-3	0-0	0-0	1	1	2	4	0	0	0	0	0	13
01	Harrell, KT	g	5-13	4-7	4-7	0	0	0	2	18	3	4	1	2	38
03	Denson, Chris	g	8-18	2-5	3-7	1	1	2	2	21	1	3	0	1	36
13	Shamsid-Deen, Tahj	g	3-3	0-0	0-0	0	0	0	5	6	3	0	0	0	29
11	Wade, Dion	g	0-0	0-0	0-0	0	0	0	1	0	0	1	0	0	5
20	Thompson, Alex	g	1-1	0-0	0-0	1	1	2	1	2	0	1	0	0	8
21	Canada, Malcolm	g	0-0	0-0	0-0	1	1	2	5	0	0	1	0	0	11
41	Atewu, Matthew	g	0-0	0-0	3-4	0	5	5	1	3	2	1	1	1	27
Team						2	2	4							
Totals			20-46	7-13	14-22	7	16	23	25	61	10	15	2	7	200

FG % 1st Half: 9-20 45.0% 2nd half: 11-26 42.3% Game: 20-46 43.5%  
 3FG % 1st Half: 5-5 100.0% 2nd half: 2-8 25.0% Game: 7-13 53.8%  
 FT % 1st Half: 9-11 81.8% 2nd half: 5-11 45.5% Game: 14-22 63.6%  
 Deadball Rebounds: 3,1

Officials: James Barker, Willi CJ Washington, Jeffery Clark

Technical fouls: Florida-None. Auburn-None.

Attendance: 8683

Score by periods	1st	2nd	Total
Florida	33	35	68
Auburn	32	29	61

Last FG - UF 2nd-01:21, AU 2nd-01:59.  
 Largest lead - UF by 13 1st-08:48, AU by 2 1st-01:24.

Score tied - 5 times.  
 Lead changed - 6 times.

## Official Basketball Box Score -- Game Totals -- Final Statistics

Florida vs Alabama  
1/23/14 6 p.m. CT at Tuscaloosa, Ala. (Coleman Coliseum)

Florida 68 • 16-2, 5-0

##	Player	Total		3-Ptr		Rebounds			PF	TP	A	TO	Bk	Stl	Min
		FG-FGA	FT-FGA	FG-FGA	FT-FGA	Off	Def	Tot							
15	Yeguete, Will	f	3-5	0-0	0-0	3	8	11	2	6	0	1	0	0	23
24	Prather, Casey	f	6-16	0-0	2-3	2	4	6	4	14	0	0	3	0	30
04	Young, Patric	c	2-5	0-0	1-2	5	1	6	4	5	2	2	0	1	24
05	Wilbekin, Scottie	g	2-8	2-7	4-4	0	2	2	0	10	4	0	0	1	35
20	Frazier, Michael	g	5-13	5-13	3-3	0	2	2	2	18	3	1	0	0	33
00	Hill, Kasey	g	2-3	1-1	1-2	0	1	1	3	6	2	2	1	1	19
10	Finney-Smith, Dorian	g	2-8	1-4	1-4	7	4	11	2	6	3	3	0	0	31
25	Walker, DeVon	g	1-3	1-3	0-0	0	0	0	1	3	1	0	0	0	5
Team						1	2	3							
Totals			23-61	10-28	12-18	18	24	42	18	68	15	9	4	3	200

FG % 1st Half: 12-33 36.4% 2nd half: 11-28 39.3% Game: 23-61 37.7%  
 3FG % 1st Half: 6-17 35.3% 2nd half: 4-11 36.4% Game: 10-28 35.7%  
 FT % 1st Half: 3-6 50.0% 2nd half: 9-12 75.0% Game: 12-18 66.7%  
 Deadball Rebounds: 2

Alabama 62 • 8-10, 2-3

##	Player	Total		3-Ptr		Rebounds			PF	TP	A	TO	Bk	Stl	Min
		FG-FGA	FT-FGA	FG-FGA	FT-FGA	Off	Def	Tot							
11	Hale, Shannon	f	3-8	0-2	4-5	2	2	4	2	10	0	1	0	1	25
00	Engstrom, Carl	c	1-2	0-0	0-0	1	4	5	1	2	0	0	1	0	17
04	Key, Algie	g	1-7	0-0	0-1	3	4	7	3	2	3	0	0	1	32
12	Relford, Trevor	g	5-12	1-4	3-5	0	3	3	2	14	4	1	0	2	40-
21	Cooper, Rodney	g	3-12	1-5	2-2	1	4	5	3	9	1	3	1	1	30
10	Taylor, Jimmie	g	1-4	0-0	0-0	3	1	4	1	2	0	1	2	0	15
15	Jacobs, Nick	g	5-7	0-0	2-3	0	1	1	1	12	1	0	0	0	17
20	Randolph, Levi	g	3-5	0-1	5-6	2	2	4	4	11	1	1	0	1	24
35	Slaughter, Dakota	g	0-0	0-0	0-0	0	0	0	0	0	0	0	0	0	0+
Team						3	3	6							
Totals			22-57	2-12	16-22	15	24	39	17	62	10	7	4	6	200

FG % 1st Half: 10-27 37.0% 2nd half: 12-30 40.0% Game: 22-57 38.6%  
 3FG % 1st Half: 1-5 20.0% 2nd half: 1-7 14.3% Game: 2-12 16.7%  
 FT % 1st Half: 5-9 55.6% 2nd half: 11-13 84.6% Game: 16-22 72.7%  
 Deadball Rebounds: 2

Officials: Leslie Jones, Roger Ayers, Jim Burr

Technical fouls: Florida-None. Alabama-None.

Attendance: 11892

Score by periods	1st	2nd	Total
Florida	33	35	68
Alabama	26	36	62

	In	Off	2nd	Fast	Bench
Points	Paint	T/O	Chance	Break	
UF	22	7	18	4	15
UA	28	11	13	6	25

Last FG - UF 2nd-04:09, UA 2nd-00:10.  
 Largest lead - UF by 12 2nd-08:57, UA None.

Score tied - 1 time.  
 Lead changed - 0 times.

## Official Basketball Box Score -- Game Totals -- Final Statistics

Tennessee vs Florida  
1/25/14 4 p.m. at Stephen C. O'Connell Center

Tennessee 41 • 12-7, 3-3 SEC

##	Player	Total		3-Ptr		Rebounds			PF	TP	A	TO	Bk	Stl	Min
		FG-FGA	FT-FGA	FG-FGA	FT-FGA	Off	Def	Tot							
05	Stokes, Jarnell	f	6-9	0-0	4-8	6	4	10	4	16	2	4	0	1	30
34	Maymon, Jeronne	f	4-8	0-0	0-0	4	3	7	2	8	0	2	0	0	29
01	Richardson, Josh	g	0-7	0-4	0-0	2	1	3	3	0	0	1	0	0	23
02	Barton, Antonio	g	1-7	0-3	0-0	1	1	2	3	2	0	1	0	0	24
52	McRae, Jordan	g	1-15	1-6	2-2	1	6	7	2	5	1	1	0	0	30
04	Moore, Armani	g	1-1	0-0	4-4	0	1	1	1	6	1	0	0	0	18
10	Ndiaye, Rawane	g	0-0	0-0	0-0	1	0	1	0	0	0	1	0	0	6
15	Thompson, Darius	g	1-3	0-2	0-0	0	3	3	0	2	1	0	1	0	17
23	Reese, Derek	g	0-3	0-2	0-0	0	1	1	0	0	0	1	0	0	7
24	Lopez, Brandon	g	0-0	0-0	0-0	0	0	0	0	0	0	0	0	0	5
31	Chievous, Quinton	g	0-0	0-0	0-0	0	1	1	2	0	1	0	0	0	5
32	Edwards, D'Montre	g	1-3	0-2	0-0	0	2	2	2	2	0	1	0	0	6
Team						1	1	2							
Totals			15-56	1-19	10-14	16	24	40	19	41	6	13	1	1	200

FG % 1st Half: 7-26 26.9% 2nd half: 8-30 26.7% Game: 15-56 26.8%  
 3FG % 1st Half: 1-8 12.5% 2nd half: 0-11 0.0% Game: 1-19 5.3%  
 FT % 1st Half: 4-7 57.1% 2nd half: 6-7 85.7% Game: 10-14 71.4%  
 Deadball Rebounds: 1

Florida 67 • 17-2, 6-0 SEC

##	Player	Total		3-Ptr		Rebounds			PF	TP	A	TO	Bk	Stl	Min
		FG-FGA	FT-FGA	FG-FGA	FT-FGA	Off	Def	Tot							
15	Yeguete, Will	f	2-7	0-1	0-0	0	4	4	3	4	1	0	0	1	23
24	Prather, Casey	f	5-7	0-0	2-3	0	3	3	4	12	0	1	0	0	22
04	Young, Patric	c	5-7	0-0	0-1	2	3	5	3	10	0	1	0	1	22
05	Wilbekin, Scottie	g	4-8	1-2	4-5	0	3	3	1	13	1	2	0	0	32
20	Frazier, Michael	g	5-8	3-6	4-4	0	4	4	2	17					

# 2013-14 BOX SCORES

## Official Basketball Box Score -- Game Totals -- Final Statistics Texas A&M vs Florida 2/1/14 4 p.m. at Stephen C. O'Connell Center

Texas A&M 36 • 12-9, 3-5 SEC

#	Player	Total			3-Ptr			Rebounds			PF	TP	A	TO	Blk	Stl	Min
		FG-FGA	FG-FGA	FT-FTA	FG-FGA	FG-FGA	FT-FTA	Off	Def	Tot							
14	Kourtney Roberson	f	3-7	0-0	1-2	3	4	7	3	7	0	0	0	0	0	16	
24	Antwan Space	f	1-3	1-2	0-0	0	3	3	3	0	1	0	0	0	0	20	
02	Shawn Smith	g	1-7	0-2	1-2	0	1	1	1	3	0	1	0	1	0	27	
05	Jordan Green	g	0-2	0-1	0-0	1	1	2	1	0	1	1	0	0	0	19	
21	Alex Caruso	g	1-3	0-0	0-1	1	2	3	5	2	3	0	1	0	1	24	
04	Tavario Miller	g	2-4	0-0	0-0	0	2	2	4	4	0	0	0	0	1	13	
10	Blake McDonald	g	0-0	0-0	0-0	0	0	0	0	0	0	0	0	0	0	5	
12	Fabyon Harris	g	1-5	1-3	0-1	0	1	1	2	3	0	1	0	0	0	24	
15	Davonte Fitzgerald	g	2-9	1-6	0-0	0	4	4	3	5	0	1	1	0	0	15	
23	Jamal Jones	g	2-11	1-6	2-2	0	2	2	0	7	1	1	0	0	0	24	
25	Kyle Dobbins	g	0-1	0-0	0-0	0	0	0	0	0	0	0	0	0	0	1	
34	Payton Thomas	g	0-0	0-0	0-0	0	0	0	0	0	0	0	0	0	0	0+	
45	Dylan Johns	g	1-2	0-0	0-1	0	0	0	0	2	0	1	0	0	0	12	
Team						0	2	2									
Totals			14-54	4-20	4-9	5	22	27	22	36	6	10	1	3	200		

FG % 1st Half: 7-23 30.4% 2nd half: 7-31 22.6% Game: 14-54 25.9%  
3FG % 1st Half: 2-7 28.6% 2nd half: 2-13 15.4% Game: 4-20 20.0%  
FT % 1st Half: 1-4 25.0% 2nd half: 3-5 60.0% Game: 4-9 44.4%

Deadball Rebounds 0

### Florida 69 • 19-2, 8-0 SEC

#	Player	Total			3-Ptr			Rebounds			PF	TP	A	TO	Blk	Stl	Min
		FG-FGA	FG-FGA	FT-FTA	FG-FGA	FG-FGA	FT-FTA	Off	Def	Tot							
15	Yeguete, Will	f	2-5	0-1	1-2	3	7	10	1	5	0	2	0	1	0	23	
04	Young, Patric	c	2-2	0-0	5-8	4	10	14	2	9	0	2	2	0	0	23	
00	Hill, Kasey	g	1-5	0-1	2-5	0	3	3	5	4	2	2	0	2	0	25	
05	Wilbekin, Scottie	g	3-8	2-6	0-0	0	4	4	2	8	2	1	0	0	0	29	
20	Frazier, Michael	g	6-15	3-11	6-8	4	4	8	1	21	2	1	0	1	0	33	
10	Finney-Smith, Dorian	g	4-12	0-4	3-4	3	6	9	1	11	3	1	2	1	0	31	
11	Edwards, Lexx	g	0-0	0-0	0-0	0	1	1	0	0	0	0	0	0	0	3	
24	Prather, Casey	g	3-5	0-0	1-2	0	1	1	1	7	1	2	0	0	0	21	
30	Kurtz, Jacob	g	2-2	0-0	0-0	0	1	1	0	4	1	1	0	0	0	6	
42	Donovan, Billy	g	0-2	0-2	0-0	0	2	2	0	0	0	0	0	0	0	6	
Team						3	1	4									
Totals			23-56	5-25	18-29	17	40	57	13	69	11	12	4	5	200		

FG % 1st Half: 12-30 40.0% 2nd half: 11-26 42.3% Game: 23-56 41.1%  
3FG % 1st Half: 1-12 8.3% 2nd half: 4-13 30.8% Game: 5-25 20.0%  
FT % 1st Half: 9-12 75.0% 2nd half: 9-17 52.9% Game: 18-29 62.1%

Deadball Rebounds 5

Officials: Doug Shows, Glenn Tullit, James Barker  
Technical fouls: Texas A&M-None. Florida-None.  
Attendance: 12426  
Texas A&M #21 fouls out at 04:48

Score by periods	1st	2nd	Total
Texas A&M	17	19	36
Florida	34	35	69

Points	In Paint	Off T/O	2nd Chance	Fast Break	Bench
TAMU	12	7	2	2	21
UF	32	11	25	4	22

Last FG - TAMU 2nd-00:24, UF 2nd-01:06.  
Largest lead - TAMU None, UF by 38 2nd-04:47.

Score tied - 1 time.  
Lead changed - 0 times.

## Official Basketball Box Score -- Game Totals -- Final Statistics Missouri vs Florida 2/4/14 9 p.m. at Stephen C. O'Connell Center

Missouri 58 • 16-6, 4-5 SEC

#	Player	Total			3-Ptr			Rebounds			PF	TP	A	TO	Blk	Stl	Min
		FG-FGA	FG-FGA	FT-FTA	FG-FGA	FG-FGA	FT-FTA	Off	Def	Tot							
03	WILLIAMS, Johnathan	f	2-3	0-0	2-4	5	0	5	4	6	0	1	0	0	0	22	
44	ROSBURG, Ryan	f	4-5	0-0	0-2	2	5	7	3	8	0	3	0	0	0	32	
05	CLARKSON, Jordan	g	5-14	2-5	2-2	0	2	2	4	14	1	1	0	0	0	36	
32	BROWN, Jabari	g	5-13	3-7	2-2	1	1	2	1	15	6	0	0	2	0	38	
33	ROSS, Earnest	g	1-8	1-5	0-0	0	4	4	1	3	0	2	0	0	0	26	
01	CLARK, Wes	g	2-6	2-4	0-0	1	2	3	4	6	2	2	0	2	0	18	
02	CRISWELL, Tony	g	0-1	0-0	2-2	1	1	2	5	2	1	1	0	0	0	11	
04	HAITH, Corey	g	0-0	0-0	0-0	0	0	0	0	0	0	0	0	0	0	0+	
11	RECTOR, Shane	g	0-0	0-0	0-0	0	0	0	0	0	0	0	0	0	0	3	
24	JONES, Torren	g	2-3	0-0	0-0	2	1	3	2	4	0	2	0	0	0	14	
Team						1	3	4									
Totals			21-53	8-21	8-12	13	19	32	26	58	10	12	0	4	200		

FG % 1st Half: 10-23 43.5% 2nd half: 11-30 36.7% Game: 21-53 39.6%  
3FG % 1st Half: 4-8 50.0% 2nd half: 4-13 30.8% Game: 8-21 38.1%  
FT % 1st Half: 4-4 100.0% 2nd half: 4-8 50.0% Game: 8-12 66.7%

Deadball Rebounds 2

### Florida 68 • 20-2, 9-0 SEC

#	Player	Total			3-Ptr			Rebounds			PF	TP	A	TO	Blk	Stl	Min
		FG-FGA	FG-FGA	FT-FTA	FG-FGA	FG-FGA	FT-FTA	Off	Def	Tot							
15	Yeguete, Will	f	2-3	0-0	2-2	3	3	6	2	6	0	0	0	0	0	24	
24	Prather, Casey	f	2-4	0-0	1-2	1	2	3	2	5	0	0	0	0	0	21	
04	Young, Patric	c	5-9	0-0	3-4	2	4	6	1	13	2	2	1	0	0	30	
05	Wilbekin, Scottie	g	2-5	2-5	13-16	0	1	1	3	19	4	5	0	1	0	36	
20	Frazier, Michael	g	5-12	4-11	0-0	1	2	3	0	14	2	0	1	1	0	34	
00	Hill, Kasey	g	0-0	0-0	4-6	1	2	3	4	6	1	0	0	0	0	21	
10	Finney-Smith, Dorian	g	1-6	0-2	1-3	4	3	7	3	3	1	2	0	0	0	21	
23	Walker, Chris	g	2-2	0-0	0-0	0	2	2	2	4	0	0	2	0	0	7	
25	Walker, DeVon	g	0-2	0-2	0-0	0	0	0	0	0	0	0	0	0	0	6	
Team						0	2	2									
Totals			19-43	6-20	24-33	12	21	33	16	68	15	10	4	2	200		

FG % 1st Half: 9-23 39.1% 2nd half: 10-20 50.0% Game: 19-43 44.2%  
3FG % 1st Half: 1-11 9.1% 2nd half: 5-9 55.6% Game: 6-20 30.0%  
FT % 1st Half: 6-10 60.0% 2nd half: 18-23 78.3% Game: 24-33 72.7%

Deadball Rebounds 2

Officials: Tony Greene, Keith Kimble, Kipp Kissinger  
Technical fouls: Missouri-None. Florida-None.  
Attendance: 12123  
Missouri No. 02 fouls out at 11:10 of second half.

Score by periods	1st	2nd	Total
Missouri	28	30	58
Florida	25	43	68

Points	In Paint	Off T/O	2nd Chance	Fast Break	Bench
MU	22	12	8	2	12
UF	24	12	6	2	11

Last FG - MU 2nd-00:40, UF 2nd-02:43.  
Largest lead - MU by 5 1st-05:27, UF by 11 2nd-03:21.

Score tied - 12 times.  
Lead changed - 7 times.

## Official Basketball Box Score -- Game Totals -- Final Statistics Alabama vs Florida 2/8/14 12 p.m. at Stephen C. O'Connell Center

Alabama 69 • 9-14, 3-7 SEC

#	Player	Total			3-Ptr			Rebounds			PF	TP	A	TO	Blk	Stl	Min
		FG-FGA	FG-FGA	FT-FTA	FG-FGA	FG-FGA	FT-FTA	Off	Def	Tot							
11	Hale, Shannon	f	1-2	0-0	4-5	0	2	2	2	6	2	2	0	2	0	21	
15	Jacobs, Nick	f	2-4	0-0	1-2	0	2	2	3	5	0	0	0	0	0	16	
00	Key, Algise	g	3-4	0-0	0-0	1	1	2	5	6	3	6	0	0	0	26	
12	Relieford, Trevor	g	7-10	4-6	7-7	0	2	1	25	4	4	0	4	0	0	33	
21	Cooper, Rodney	g	3-7	1-4	0-0	1	5	6	1	7	1	0	1	0	0	34	
04	Engstrom, Carl	g	0-0	0-0	0-0	0	0	0	1	0	0	0	0	0	0	3	
10	Taylor, Jimmie	g	3-3	0-0	0-0	1	0	1	1	6	0	0	2	1	0	20	
20	Randolph, Levi	g	2-5	1-1	0-0	0	3	3	2	5	0	1	0	0	0	24	
32	Obasohan, Retin	g	1-5	0-0	7-8	0	1	1	2	9	3	1	1	1	0	23	
Team						1	0	1									
Totals			22-40	6-11	19-22	4	16	20	18	69	13	16	4	8	200		

FG % 1st Half: 14-23 60.9% 2nd half: 8-17 47.1% Game: 22-40 55.0%  
3FG % 1st Half: 5-7 71.4% 2nd half: 1-4 25.0% Game: 6-11 54.5%  
FT % 1st Half: 3-3 100.0% 2nd half: 16-19 84.2% Game: 19-22 86.4%

Deadball Rebounds 1

### Florida 78 • 21-2, 10-0 SEC

#	Player	Total			3-Ptr			Rebounds			PF	TP	A	TO	Blk	Stl	Min
		FG-FGA	FG-FGA	FT-FTA	FG-FGA	FG-FGA	FT-FTA	Off	Def	Tot							
15	Yeguete, Will	f	6-8	0-0	0-0	1	2	3	4	12	4	2	0	0	0	25	
24	Prather, Casey	f	7-11	0-0	1-1	3	3	6	3	15	3	0	0	0	0	33	
04	Young, Patric	c	4-4	0-0	3-5	1	1	2	3	11	1	1	2	0	0	30	
05	Wilbekin, Scottie	g	5-7	3-5	3-6	0	4	4	1	16	3	3	0	1	0	31	
20	Frazier, Michael	g	5-10	3-8	1-2	0	2	2	14	3	3	1	1	0	0	34	
00	Hill, Kasey	g	1-3	0-2	0-0	0	1	1	1	2	3	3	0	0	0	19	
10	Finney-Smith, Dorian	g	1-4	0-2	2-2	1	2	3	4	4	5	1	1	0	0	21	
23	Walker, Chris	g	2-3	0-0	0-0	0	1	1	2	4	0	0	0	0	0	4	
25	Walker, DeVon	g	0-0	0-0	0-0	0	0	0	1	0	0	0	0	0	0	3	
Team						1	0	1									
Totals			31-50	6-17	10-16	7	16	23	21	78	22	13	4	4	200		

FG % 1st Half: 15-23 65.2% 2nd half: 16-27 59.3% Game: 31-50 62.0%  
3FG % 1st Half:

# 2013-14 BOX SCORES

**Official Basketball Box Score -- Game Totals -- Final Statistics**  
**Florida vs Kentucky**  
 2/15/14 9:00 pm at Rupp Arena - Lexington, KY

**Florida 69 • 23-2, 12-0**

#	Player	Total			3-Ptr			Rebounds			PF	TP	A	TO	Blk	Stl	Min
		FG-FGA	FG-FGA	FT-FTA	FG-FGA	FG-FGA	FT-FTA	Off	Def	Tot							
15	Yeguete, Will	f	0-1	0-1	1-2	0	4	4	3	1	2	0	0	0	2	25	
24	Prather, Casey	f	8-9	0-0	8-12	1	3	4	1	24	1	2	0	4	33	33	
04	Young, Patric	c	4-11	0-0	2-2	4	1	5	3	10	0	1	0	0	26	26	
05	Wilbekin, Scottie	g	5-10	2-3	11-12	0	3	3	1	23	2	0	0	1	36	36	
20	Frazier, Michael	g	1-5	1-4	0-0	0	4	4	1	3	1	0	0	0	32	32	
00	Hill, Kasey	f	0-1	0-1	0-0	1	0	1	1	0	1	0	1	0	14	14	
10	Finney-Smith, Dorian	f	4-10	0-3	0-0	3	2	5	3	8	1	0	0	0	27	27	
23	Walker, Chris	g	0-1	0-0	0-0	0	0	0	1	0	0	0	1	0	2	2	
25	Walker, DeVon	g	0-2	0-1	0-0	0	1	1	2	0	1	1	0	0	5	5	
	Team					1	0	1									
	Totals		22-50	3-13	22-28	10	18	28	16	69	9	5	1	7	200		
	FG % 1st Half: 10-30	33.3%	2nd half: 12-20	60.0%	Game: 22-50	44.0%										Deadball Rebounds 1	
	3FG % 1st Half: 1-9	11.1%	2nd half: 2-4	50.0%	Game: 3-13	23.1%											
	FT % 1st Half: 7-11	63.6%	2nd half: 15-17	88.2%	Game: 22-28	78.6%											

**Kentucky 59 • 19-6, 9-3**

#	Player	Total			3-Ptr			Rebounds			PF	TP	A	TO	Blk	Stl	Min
		FG-FGA	FG-FGA	FT-FTA	FG-FGA	FG-FGA	FT-FTA	Off	Def	Tot							
30	Randle, Julius	f	4-7	1-1	4-6	4	9	13	3	13	2	1	0	0	35	35	
44	Johnson, Dakari	c	1-2	0-0	0-1	0	2	2	3	2	0	1	0	0	13	13	
01	Young, James	g	7-10	3-5	2-4	1	4	5	2	19	1	5	0	0	36	36	
02	Harrison, Aaron	g	1-7	1-2	0-2	0	1	1	1	3	2	1	0	1	35	35	
05	Harrison, Andrew	g	6-12	0-3	8-8	2	2	4	5	20	4	3	0	0	34	34	
03	Polson, Jarrod	g	0-0	0-0	0-0	0	0	0	1	0	1	1	0	0	8	8	
15	Cauley-Stein, Willie	g	1-2	0-0	0-2	0	2	2	1	2	1	0	3	1	27	27	
22	Poythress, Alex	g	0-2	0-1	0-0	1	1	2	1	0	0	1	0	0	11	11	
25	Hawkins, Dominique	g	0-0	0-0	0-0	0	0	0	0	0	0	0	0	0	1	1	
	Team					1	1	2									
	Totals		20-42	5-12	14-23	9	22	31	17	59	11	13	3	2	200		
	FG % 1st Half: 11-22	50.0%	2nd half: 9-20	45.0%	Game: 20-42	47.6%										Deadball Rebounds 4,1	
	3FG % 1st Half: 2-5	40.0%	2nd half: 3-7	42.9%	Game: 5-12	41.7%											
	FT % 1st Half: 7-11	63.6%	2nd half: 7-12	58.3%	Game: 14-23	60.9%											

Officials: Antinio Petty, Michael Stephens, Doug Simmons  
 Technical fouls: Florida-None. Kentucky-TEAM.  
 Attendance: 24425

Score by periods	1st	2nd	Total
Florida	28	41	69
Kentucky	31	28	59

Last FG - UF 2nd-00:38, UK 2nd-02:00.  
 Largest lead - UF by 10 2nd-00:38, UK by 7 1st-02:04.

Points	In	Off	2nd	Fast	Bench
UF	Paint	T/O	Chance	Break	
UK	34	14	12	10	8
	22	7	8	9	2

Score tied - 12 times.  
 Lead changed - 11 times.

**Official Basketball Box Score -- Game Totals -- Final Statistics**  
**Auburn vs Florida**  
 2/19/14 7 p.m. at Stephen C. O'Connell Center

**Auburn 66 • 12-12, 4-9 SEC**

#	Player	Total			3-Ptr			Rebounds			PF	TP	A	TO	Blk	Stl	Min
		FG-FGA	FG-FGA	FT-FTA	FG-FGA	FG-FGA	FT-FTA	Off	Def	Tot							
02	Payne, Allen	f	3-6	2-3	0-0	0	1	1	5	8	1	3	0	0	35	35	
00	Dixon-Tatum, Asauhn	c	1-1	0-0	3-4	2	5	7	2	5	0	0	2	0	25	25	
01	Harrell, KT	g	4-11	2-5	4-5	1	5	6	3	14	4	3	0	1	38	38	
03	Denson, Chris	g	5-11	0-1	5-8	0	3	3	3	15	5	0	0	1	36	36	
13	Shamsid-Deen, Tahj	g	6-11	5-8	0-0	0	1	1	2	17	1	1	0	1	31	31	
11	Wade, Dion	f	1-2	1-2	0-0	0	0	0	1	3	0	0	0	0	4	4	
20	Thompson, Alex	g	0-0	0-0	0-0	0	0	0	2	0	0	0	0	0	3	3	
21	Canada, Malcolm	g	0-1	0-0	0-0	0	1	1	1	0	0	1	0	1	9	9	
25	Granger, Jordan	g	0-0	0-0	0-0	0	0	0	0	0	0	0	0	0	4	4	
41	Ateweh, Matthew	g	2-3	0-0	0-0	1	0	1	3	4	0	0	0	0	15	15	
	Team					0	2	2									
	Totals		22-46	10-19	12-17	4	18	22	22	66	11	9	2	4	200		
	FG % 1st Half: 13-23	56.5%	2nd half: 9-23	39.1%	Game: 22-46	47.8%										Deadball Rebounds 1	
	3FG % 1st Half: 6-9	66.7%	2nd half: 4-10	40.0%	Game: 10-19	52.6%											
	FT % 1st Half: 6-6	100.0%	2nd half: 6-11	54.5%	Game: 12-17	70.6%											

**Florida 71 • 24-2, 13-0 SEC**

#	Player	Total			3-Ptr			Rebounds			PF	TP	A	TO	Blk	Stl	Min
		FG-FGA	FG-FGA	FT-FTA	FG-FGA	FG-FGA	FT-FTA	Off	Def	Tot							
15	Yeguete, Will	f	0-2	0-0	5-6	4	4	8	3	5	2	1	0	0	24	24	
24	Prather, Casey	f	6-8	0-0	4-5	3	6	9	1	16	2	4	0	2	31	31	
04	Young, Patric	c	5-7	0-0	7-9	2	5	7	3	17	3	0	2	0	30	30	
05	Wilbekin, Scottie	g	4-14	3-8	4-4	0	1	1	3	15	4	1	0	0	35	35	
20	Frazier, Michael	g	3-10	3-9	0-0	0	3	3	2	9	0	1	0	1	33	33	
10	Finney-Smith, Dorian	g	0-5	0-4	3-4	1	1	2	2	3	1	2	0	0	24	24	
23	Walker, Chris	g	0-1	0-0	0-0	0	0	0	0	0	0	1	0	0	4	4	
25	Walker, DeVon	g	2-3	2-3	0-0	0	1	1	2	6	2	0	0	0	14	14	
30	Kurtz, Jacob	g	0-0	0-0	0-0	0	0	0	1	0	0	0	0	0	5	5	
	Team					2	3	5									
	Totals		20-50	8-24	23-28	12	24	36	17	71	14	9	3	3	200		
	FG % 1st Half: 10-29	34.5%	2nd half: 10-21	47.6%	Game: 20-50	40.0%										Deadball Rebounds 5	
	3FG % 1st Half: 6-14	42.9%	2nd half: 2-10	20.0%	Game: 8-24	33.3%											
	FT % 1st Half: 4-6	66.7%	2nd half: 19-22	86.4%	Game: 23-28	82.1%											

Officials: Ron Groover, Keith Kimble, Jamie Luckie  
 Technical fouls: Auburn-None. Florida-None.

Attendance: 12414  
 AU#2 A.Payne fouls out at :04.1(2)

Score by periods	1st	2nd	Total
Auburn	38	28	66
Florida	30	41	71

Last FG - AU 2nd-04:43, UF 2nd-00:41.  
 Largest lead - AU by 9 1st-05:54, UF by 5 2nd-00:04.

Points	In	Off	2nd	Fast	Bench
AU	Paint	T/O	Chance	Break	
UF	16	12	3	7	7
	20	14	14	2	9

Score tied - 6 times.  
 Lead changed - 9 times.

**Official Basketball Box Score -- Game Totals -- Final Statistics**  
**Florida vs Ole Miss**  
 2/22/14 11 AM at Oxford, Miss./Tad Smith Coliseum

**Florida 75 • 25-2, 14-0 SEC**

#	Player	Total			3-Ptr			Rebounds			PF	TP	A	TO	Blk	Stl	Min
		FG-FGA	FG-FGA	FT-FTA	FG-FGA	FG-FGA	FT-FTA	Off	Def	Tot							
15	Yeguete, Will	f	2-3	0-1	3-4	2	3	5	3	7	1	1	0	0	26	26	
24	Prather, Casey	f	3-10	0-1	1-2	2	3	5	2	7	2	3	0	0	27	27	
04	Young, Patric	c	4-5	0-0	4-4	1	4	5	2	12	1	1	0	0	29	29	
05	Wilbekin, Scottie	g	6-12	4-10	2-2	0	2	2	3	18	7	5	0	1	38	38	
20	Frazier, Michael	g	5-12	5-10	2-2	1	2	3	2	17	2	3	0	1	29	29	
10	Finney-Smith, Dorian	g	1-5	1-5	2-2	2	3	5	0	5	4	1	1	0	28	28	
23	Walker, Chris	g	1-1	0-0	0-1	1	0	1	0	2	0	0	0	0	6	6	
25	Walker, DeVon	g	2-6	2-6	1-2	1	0	1	0	7	1	0	0	2	15	15	
30	Kurtz, Jacob	g	0-0	0-0	0-0	0	0	0	0	0	1	0	0	0	2	2	
	Team					5	2	7									
	Totals		24-54	12-33	15-19	15	19	34	12	75	19	14	1	4	200		
	FG % 1st Half: 14-27	51.9%	2nd half: 10-27	37.0%	Game: 24-54	44.4%										Deadball Rebounds 2	
	3FG % 1st Half: 8-16	50.0%	2nd half: 4-17	23.5%	Game: 12-33	36.4%											
	FT % 1st Half: 6-9	66.7%	2nd half: 9-10	90.0%	Game: 15-19	78.9%											

**Ole Miss 71 • 16-11, 7-7 SEC**

#	Player	Total			3-Ptr			Rebounds			PF	TP	A	TO	Blk	Stl	Min
		FG-FGA	FG-FGA	FT-FTA	FG-FGA	FG-FGA	FT-FTA	Off	Def	Tot							
13	Perez, Anthony	f	4-9	0-3	2-2	2	1	3	2	10	2	5	0	3	25	25	
34	Jones, Aaron	f	3-8	0-1	0-0	6	3	9	2	6	0	0	3	0	36	36	
23	Coleby, Dwight	c	2-3	0-0	2-2	0	1	1	1	6	4	0	0	0	22	22	
22	Henderson, Marshall	g	7-20	5-16	3-3	0	1	1	2	22							

# 2013-14 BOX SCORES

## Official Basketball Box Score -- Game Totals -- Final Statistics LSU vs Florida

3/1/14 4 p.m. at Stephen C. O'Connell Center

### LSU 61 • 17-11, 8-8 SEC

##	Player	f/g	Total			3-Ptr			Rebounds			PF	TP	A	TO	Blk	Stl	Min
			FG-FGA	FG-FGA	FT-FTA	Off	Def	Tot	Off	Def	Tot							
02	O'BRYANT III, Johnny	f	6-14	0-0	6-6	5	2	7	0	18	2	4	1	0			36	
05	COLEMAN, Shavon	f	1-4	1-2	0-0	1	1	2	0	3	2	3	0	2		28		
12	MARTIN, Jarell	f	4-9	2-5	2-4	1	5	6	3	12	2	3	0	1		30		
25	MICKEY, Jordan	f	7-13	0-0	0-0	2	8	10	2	14	0	1	2	0		30		
01	HICKEY, Anthony	g	4-9	4-9	0-0	1	2	3	2	12	1	2	0	1		36		
10	STRINGER, Andre	f	1-7	0-4	0-0	0	2	2	0	2	4	1	0	1		29		
22	MALONE, Darcy	f	0-0	0-0	0-0	0	0	0	0	0	0	0	0	0		1		
31	ODO, John	f	0-1	0-0	0-0	0	0	0	1	0	0	0	0	1		4		
55	QUARTERMAN, Tim	f	0-3	0-1	0-0	1	2	3	0	0	1	1	0	0		6		
	Team					1	0	1										
	Totals		23-60	7-21	8-10	12	22	34	8	61	12	15	3	6		200		
	FG % 1st Half:		9-28	32.1%	2nd half:	14-32	43.8%	Game:	23-60	38.3%							Deadball	
	3FG % 1st Half:		4-11	36.4%	2nd half:	3-10	30.0%	Game:	7-21	33.3%							Rebounds	
	FT % 1st Half:		3-3	100.0%	2nd half:	5-7	71.4%	Game:	8-10	80.0%							1	

### Florida 79 • 27-2, 16-0 SEC

##	Player	f/g	Total			3-Ptr			Rebounds			PF	TP	A	TO	Blk	Stl	Min
			FG-FGA	FG-FGA	FT-FTA	Off	Def	Tot	Off	Def	Tot							
15	Yeguete, Will	f	2-4	0-1	0-0	0	5	5	3	4	2	1	0	1		22		
24	Prather, Casey	f	6-7	0-0	2-2	1	1	2	1	14	0	2	1	1		23		
04	Young, Patric	c	4-7	0-0	0-0	1	5	6	3	8	1	3	0	0		24		
05	Wilbekin, Scottie	g	4-8	3-5	0-0	0	2	2	11	4	2	0	2	2		29		
20	Frazier, Michael	g	5-8	4-6	0-0	0	3	3	2	14	1	0	1	0		33		
00	Hill, Kasey	g	2-4	0-0	0-0	0	1	1	2	4	5	2	0	2		21		
10	Finney-Smith, Dorian	f	5-10	4-8	2-4	0	2	2	0	16	2	0	0	0		18		
23	Walker, Chris	f	1-3	0-0	0-1	0	6	6	0	2	0	0	2	1		14		
25	Walker, DeVon	f	2-3	2-3	0-0	0	0	0	6	0	2	0	1	1		11		
30	Kurtz, Jacob	f	0-0	0-0	0-0	0	0	0	0	0	0	0	0	0		3		
42	Donovan, Billy	f	0-0	0-0	0-0	0	0	0	1	0	0	0	0	0		2		
	Team					1	1	2										
	Totals		31-54	13-23	4-7	3	26	29	14	79	18	13	3	9		200		
	FG % 1st Half:		15-27	55.6%	2nd half:	16-27	59.3%	Game:	31-54	57.4%							Deadball	
	3FG % 1st Half:		9-14	64.3%	2nd half:	4-9	44.4%	Game:	13-23	56.5%							Rebounds	
	FT % 1st Half:		2-5	40.0%	2nd half:	2-2	100.0%	Game:	4-7	57.1%							1	

Officials: Antinio Petty, John Hampton, Jim Burr

Technical fouls: LSU-None. Florida-None.

Attendance: 12589

Score by periods	1st	2nd	Total
LSU	25	36	61
Florida	41	38	79

Last FG - LSU 2nd-00:33, UF 2nd-00:40.

Largest lead - LSU None, UF by 29 2nd-02:54.

Score tied - 0 times.

Lead changed - 0 times.

## Official Basketball Box Score -- Game Totals -- Final Statistics Florida vs South Carolina

3/4/14 7 p.m. at Columbia, S.C. (Colonial Life Arena)

### Florida 72 • 28-2 (17-0 SEC)

##	Player	f/g	Total			3-Ptr			Rebounds			PF	TP	A	TO	Blk	Stl	Min
			FG-FGA	FG-FGA	FT-FTA	Off	Def	Tot	Off	Def	Tot							
15	Yeguete, Will	f	0-5	0-0	4-4	2	3	5	2	4	2	0	1	1		21		
24	Prather, Casey	f	3-3	0-0	1-2	3	2	5	3	7	1	2	0	4		22		
04	Young, Patric	c	3-6	0-0	3-5	1	1	2	2	9	1	2	1	2		24		
05	Wilbekin, Scottie	g	1-7	0-6	0-0	0	3	3	0	2	4	3	0	2		32		
20	Frazier, Michael	g	12-21	11-18	2-2	1	2	3	4	37	1	1	0	4		31		
00	Hill, Kasey	g	2-5	0-1	0-4	1	2	3	1	4	0	1	0	4		22		
10	Finney-Smith, Dorian	f	1-4	0-2	1-2	2	4	6	2	3	5	1	2	0		25		
11	Edwards, Lexx	f	0-0	0-0	0-0	0	0	0	0	0	0	0	0	0		1		
23	Walker, Chris	f	2-3	0-0	0-0	2	2	2	2	4	1	0	0	0		7		
25	Walker, DeVon	f	0-3	0-3	0-0	0	1	1	1	1	0	0	0	0		11		
30	Kurtz, Jacob	f	1-1	0-0	0-0	1	0	1	0	2	0	0	0	0		2		
42	Donovan, Billy	f	0-1	0-1	0-0	0	1	1	0	0	0	1	0	0		2		
	Team					3	3	6										
	Totals		25-59	11-31	11-19	16	22	38	17	72	16	12	4	17		200		
	FG % 1st Half:		11-30	36.7%	2nd half:	14-29	48.3%	Game:	25-59	42.4%							Deadball	
	3FG % 1st Half:		5-16	31.3%	2nd half:	6-15	40.0%	Game:	11-31	35.5%							Rebounds	
	FT % 1st Half:		1-2	50.0%	2nd half:	10-17	58.8%	Game:	11-19	57.9%							5.1	

### South Carolina 46 • 11-19 (4-13 SEC)

##	Player	f/g	Total			3-Ptr			Rebounds			PF	TP	A	TO	Blk	Stl	Min
			FG-FGA	FG-FGA	FT-FTA	Off	Def	Tot	Off	Def	Tot							
21	HENRY, Demetrius	f	0-1	0-0	0-0	1	2	3	4	0	0	0	1	0		14		
24	CARRERA, Michael	f	0-3	0-3	0-0	0	2	2	4	0	1	1	0	1		15		
25	KACINAS, Mindaugas	f	5-7	0-0	2-4	5	3	8	3	12	0	1	0	1		36		
00	THORNWELL, Sindarius	g	3-9	1-3	0-1	2	4	4	1	7	4	7	0	0		30		
01	WILLIAMS, Brenton	g	2-9	2-6	1-1	0	1	1	1	7	1	2	0	2		37		
10	NOTICE, Duane	g	3-11	1-3	6-7	1	3	4	0	11	3	5	0	0		34		
14	CHATKEVICIUS, L.	f	3-11	0-0	0-0	3	6	9	1	6	1	0	1	0		21		
15	THEUS JR., Reggie	f	0-0	0-0	1-2	0	0	0	0	1	0	0	0	0		3		
20	MCKIE, Justin	f	0-0	0-0	0-0	0	0	0	1	0	1	0	1	0		3		
32	RINGER, Desmond	f	0-0	0-0	0-0	0	0	0	0	0	0	0	0	0		1		
35	STEELE, Brian	f	1-3	0-1	0-0	1	2	3	1	2	0	2	0	1		6		
	Team					1	2	3										
	Totals		16-50	4-16	10-15	13	21	34	16	46	10	19	2	6		200		
	FG % 1st Half:		11-28	39.3%	2nd half:	5-22	22.7%	Game:	16-50	32.0%							Deadball	
	3FG % 1st Half:		2-6	33.3%	2nd half:	2-10	20.0%	Game:	4-16	25.0%							Rebounds	
	FT % 1st Half:		2-3	66.7%	2nd half:	8-12	66.7%	Game:	10-15	66.7%							3	

Officials: Mark Whitehead, Lamar Simpson, Rick Hartzell

Technical fouls: Florida-None. South Carolina-TEAM.

Attendance: 12781

Score by periods	1st	2nd	Total
Florida	28	44	72
South Carolina	26	20	46

Last FG - UF 2nd-01:01, SC 2nd-01:19.

Largest lead - UF by 28 2nd-02:07, SC by 3 1st-11:00.

Score tied - 5 times.

Lead changed - 6 times.

## Official Basketball Box Score -- Game Totals -- Final Statistics Kentucky vs Florida

3/8/14 12 p.m. at Stephen C. O'Connell Center

### Kentucky 65 • 22-9, 12-6 SEC

##	Player	f/g	Total			3-Ptr			Rebounds			PF	TP	A	TO	Blk	Stl	Min
			FG-FGA	FG-FGA	FT-FTA	Off	Def	Tot	Off	Def	Tot							
15	Cauley-Stein, Willie	f	2-3	0-0	0-0	2	1	3	3	4	0	3	1	2		22		
30	Randle, Julius	f	7-11	0-0	2-5	2	8	10	3	16	1	1	0	0		31		
01	Young, James	g	3-6	3-4	5-7	0	3	3	3	14	0	2	0	1		35		
02	Harrison, Aaron	g	3-7	1-3	3-4	0	2	2	4	10	2	3	0	0		32		
05	Harrison, Andrew	q	3-14	0-1	2-2	0	2	2	3	8	5	2	0	3		29		
03	Polson, Jarrod	f	0-1	0-0	0-0	0	0	0	2	0	1	1	0	0		7		
22	Poythress, Alex	f	2-5	0-2	0-0	1	1	1	3	4	0	0	0	1		24		
44	Johnson, Dakari	f	3-4	0-0	3-7	2	3	5	1	9	1	2	0	0				

# 2013-14 BOX SCORES

## Official Basketball Box Score -- Game Totals -- Final Statistics Tennessee vs Florida 3/15/14 1:00 pm at SEC Men's Basketball Tourney-Atlanta, GA

Tennessee 49 • 21-12, 11-7

##	Player	FG-FGA	3-Ptr	Rebounds			PF	TP	A	TO	Blk	Stl	Min		
				FG-FGA	3-Ptr	FT-FTA								Off	Def
05	Stokes, Jarnell	f	4-9	0-0	5-6	3	4	7	2	13	1	4	1	0	37
34	Maymon, Jeronne	f	3-5	0-0	4-5	3	6	9	5	10	0	2	0	0	27
01	Richardson, Josh	g	2-5	0-2	0-0	0	0	0	3	4	1	2	0	2	30
02	Barton, Antonio	g	1-5	0-2	0-0	0	3	3	2	2	3	1	0	2	31
52	McRae, Jordan	g	7-15	1-5	0-0	0	3	3	2	15	0	4	2	1	35
04	Moore, Armani	g	1-5	0-2	0-0	1	3	4	2	2	0	0	1	1	23
15	Thompson, Darius	g	0-0	0-0	0-0	0	1	1	0	0	2	1	0	1	9
23	Reese, Derek	g	1-2	1-2	0-0	0	1	1	2	3	0	1	0	0	8
Team					1	1	2				1				
Totals			19-46	2-13	9-11	8	22	30	18	49	7	16	4	7	200

FG % 1st Half: 14-26 53.8% 2nd half: 5-20 25.0% Game: 19-46 41.3%  
3FG % 1st Half: 1-6 16.7% 2nd half: 1-7 14.3% Game: 2-13 15.4%  
FT % 1st Half: 6-7 85.7% 2nd half: 3-4 75.0% Game: 9-11 81.8%

## Florida 56 • 31-2, 18-0

##	Player	FG-FGA	3-Ptr	Rebounds			PF	TP	A	TO	Blk	Stl	Min		
				FG-FGA	3-Ptr	FT-FTA								Off	Def
15	Yequete, Will	f	1-1	0-0	0-0	1	3	4	4	2	0	2	0	22	
24	Prather, Casey	f	5-7	0-0	2-4	0	1	7	2	12	5	4	0	1	33
04	Young, Patric	c	6-11	0-0	4-4	1	7	8	2	16	0	0	0	31	
05	Wilbekin, Scottie	g	5-12	3-7	1-2	0	1	1	2	14	1	3	0	4	37
20	Frazier, Michael	g	2-6	1-2	2-3	1	3	4	1	7	0	1	0	4	30
00	Hill, Kasey	g	2-4	0-0	1-2	0	1	1	0	5	0	2	0	0	13
10	Finney-Smith, Dorian	g	0-2	0-2	0-2	0	2	2	5	0	1	1	0	0	22
23	Walker, Chris	g	0-1	0-0	0-0	0	1	1	0	0	0	0	0	0	5
25	Walker, DeVon	g	0-0	0-0	0-0	0	0	0	0	0	0	0	1	0	7
Team					1	1	2								
Totals			21-44	4-11	10-17	4	20	24	16	56	7	13	1	9	200

FG % 1st Half: 12-22 54.5% 2nd half: 9-22 40.9% Game: 21-44 47.7%  
3FG % 1st Half: 3-5 60.0% 2nd half: 1-6 16.7% Game: 4-11 36.4%  
FT % 1st Half: 1-3 33.3% 2nd half: 9-14 64.3% Game: 10-17 58.8%

Officials: Doug Shows, Pat Adams, Joe Lindsay  
Technical fouls: Tennessee-Maymon, Jeronne; Moore, Armani; Florida-Prather, Casey.  
Attendance: 16074

Score by periods	1st	2nd	Total
Tennessee	35	14	49
Florida	28	28	56

Last FG - UT 2nd-02:48, UF 2nd-02:24.  
Largest lead - UT by 10 1st-02:06, UF by 7 2nd-00:01.

Score tied - 6 times.  
Lead changed - 6 times.

## Official Basketball Box Score -- Game Totals -- Final Statistics Kentucky vs Florida 3/16/14 3:15 pm at SEC Men's Basketball Tourney-Atlanta, GA

Kentucky 60 • 24-10, 12-6

##	Player	FG-FGA	3-Ptr	Rebounds			PF	TP	A	TO	Blk	Stl	Min		
				FG-FGA	3-Ptr	FT-FTA								Off	Def
30	Randle, Julius	f	1-7	0-1	2-4	2	5	7	2	4	1	2	2	29	
44	Johnson, Dakari	c	0-4	0-0	0-0	4	1	5	3	0	1	1	0	9	
01	Young, James	g	3-8	1-2	6-7	0	4	4	4	13	2	2	0	30	
02	Harrison, Aaron	g	6-17	2-7	2-2	1	1	2	0	16	2	1	0	40	
05	Harrison, Andrew	g	1-5	0-1	8-8	0	4	4	4	10	2	3	0	37	
00	Lee, Marcus	g	0-0	0-0	0-0	0	0	0	1	0	0	1	0	2	
03	Polson, Jarrod	g	0-0	0-0	0-0	0	0	0	1	0	0	0	0	3	
15	Cauley-Stein, Willie	g	4-6	0-0	2-4	3	8	11	2	10	1	0	5	34	
22	Poythress, Alex	g	3-4	0-0	1-1	1	1	2	2	7	0	2	1	13	
25	Hawkins, Dominique	g	0-0	0-0	0-0	0	0	0	0	0	0	0	0	3	
Team					1	0	1								
Totals			18-51	3-11	21-26	12	24	36	19	60	9	12	8	4	200

FG % 1st Half: 10-29 34.5% 2nd half: 8-22 36.4% Game: 18-51 35.3%  
3FG % 1st Half: 0-5 0.0% 2nd half: 3-6 50.0% Game: 3-11 27.3%  
FT % 1st Half: 10-14 71.4% 2nd half: 11-12 91.7% Game: 21-26 80.8%

## Florida 61 • 33-2, 18-0

##	Player	FG-FGA	3-Ptr	Rebounds			PF	TP	A	TO	Blk	Stl	Min		
				FG-FGA	3-Ptr	FT-FTA								Off	Def
15	Yequete, Will	f	0-5	0-1	1-2	1	6	7	2	1	1	0	0	25	
24	Prather, Casey	f	4-9	0-0	3-5	4	1	5	1	11	1	2	0	4	31
04	Young, Patric	c	6-9	0-0	2-4	3	2	5	4	14	0	2	3	21	
05	Wilbekin, Scottie	g	4-11	3-8	0-3	0	3	3	1	11	6	2	0	38	
20	Frazier, Michael	g	5-8	4-6	0-0	0	5	5	3	14	0	2	0	30	
00	Hill, Kasey	g	1-2	0-0	0-0	0	0	0	4	2	3	1	0	16	
10	Finney-Smith, Dorian	g	1-5	1-3	0-1	1	5	6	4	3	1	1	0	29	
23	Walker, Chris	g	2-3	0-0	1-2	2	0	2	2	5	0	0	0	1	3
25	Walker, DeVon	g	0-1	0-1	0-0	0	1	1	1	0	0	1	0	7	
Team					2	2	4								
Totals			23-53	8-19	7-17	13	25	38	22	61	12	13	3	9	200

FG % 1st Half: 14-30 46.7% 2nd half: 9-23 39.1% Game: 23-53 43.4%  
3FG % 1st Half: 6-13 46.2% 2nd half: 2-6 33.3% Game: 8-19 42.1%  
FT % 1st Half: 6-13 46.2% 2nd half: 1-4 25.0% Game: 7-17 41.2%

Officials: Tony Greene, Doug Shows, Ron Groover  
Technical fouls: Kentucky-None. Florida-None.  
Attendance: 21021  
Session #7 attendance 21,921.

Score by periods	1st	2nd	Total
Kentucky	30	30	60
Florida	40	21	61

Last FG - UK 2nd-01:31, UF 2nd-01:57.  
Largest lead - UK None, UF by 16 2nd-18:11.

Score tied - 0 times.  
Lead changed - 0 times.

## Official Basketball Box Score -- Game Totals -- Final Statistics Albany vs Florida 3/20/14 4:10 p.m. at Orlando, Fla. (Amway Center)

Albany 55 • 19-15

##	Player	FG-FGA	3-Ptr	Rebounds			PF	TP	A	TO	Blk	Stl	Min		
				FG-FGA	3-Ptr	FT-FTA								Off	Def
14	Rowley, Sam	f	1-8	0-0	1-2	3	3	6	2	3	4	2	0	29	
20	Johnson, Gary	f	6-10	1-1	0-0	2	1	3	2	13	0	2	1	0	37
44	Puk, John	c	5-7	0-0	0-0	1	4	5	5	10	2	0	0	1	37
03	Evans, Dj	g	6-12	2-5	7-8	0	7	7	3	21	0	3	0	1	38
12	Hooley, Peter	g	1-10	1-5	3-4	0	2	2	6	3	1	0	2	40	
05	Haas, Anders	g	0-1	0-1	0-0	0	0	0	0	0	0	0	0	0+	
10	Rowley, Michael	g	0-0	0-0	0-0	0	0	0	0	0	0	0	0	3	
11	Devlin, Luke	g	1-2	0-0	0-0	0	3	3	0	2	0	0	1	10	
13	Williams, Reece	g	0-0	0-0	0-0	0	0	0	0	0	0	0	0	0+	
15	Egharevba, Ede	g	0-0	0-0	0-0	0	0	0	0	0	0	0	0	0+	
22	Wiegmann, Dave	g	0-0	0-0	0-0	0	0	0	0	0	0	0	0	0+	
24	Ennema, Dallas	g	0-1	0-1	0-0	0	1	1	1	0	1	1	0	6	
Team					0	0	0								
Totals			20-51	4-13	11-14	6	21	27	15	55	10	10	2	4	200

FG % 1st Half: 12-26 46.2% 2nd half: 8-25 32.0% Game: 20-51 39.2%  
3FG % 1st Half: 1-6 16.7% 2nd half: 3-7 42.9% Game: 4-13 30.8%  
FT % 1st Half: 3-4 75.0% 2nd half: 8-10 80.0% Game: 11-14 78.6%

## Florida 67 • 33-2

##	Player	FG-FGA	3-Ptr	Rebounds			PF	TP	A	TO	Blk	Stl	Min		
				FG-FGA	3-Ptr	FT-FTA								Off	Def
15	Yequete, Will	f	1-2	0-0	0-0	0	1	1	2	1	2	0	1	17	
24	Prather, Casey	f	6-11	0-0	4-5	0	2	2	2	16	1	1	3	30	
04	Young, Patric	c	4-7	0-0	2-3	4	6	10	3	10	1	3	0	1	29
05	Wilbekin, Scottie	g	4-9	1-4	1-2	0	3	3	2	10	4	1	0	35	
20	Frazier, Michael	g	1-5	1-4	0-0	0	5	5	2	3	2	0	0	31	
00	Hill, Kasey	g	3-4	0-0	4-4	0	1	1	2	10	0	0	1	17	
10	Finney-Smith, Dorian	g	6-10	1-3	3-4	0	3	3	1	16	1	2	0	1	28
23	Walker, Chris	g	0-0	0-0	0-0	0	1	1	0	0	0	0	1	6	
25	Walker, DeVon	g	0-1	0-1	0-0	0	1	1	1	0	1	0	0	7	
Team					1	2	3								
Totals			25-49	3-12	14-18	5	25	30	14	67	11	10	5	7	200

FG % 1st Half: 14-25 56.0% 2nd half: 11-24 45.8% Game: 25-49 51.0%



# 2013-14 BOX SCORES

## Official Basketball Box Score -- Game Totals -- Final Statistics UCLA vs Florida 3/27/14 9:15 p.m. at Memphis, Tenn. (FedExForum)

UCLA 68 • 28-9

#	Player	Total			3-Ptr			Rebounds			PF	TP	A	TO	Blk	Stl	Min
		FG-FGA	FG-FGA	FT-FTA	FG-FGA	FG-FGA	FT-FTA	Off	Def	Tot							
12	Wear, David	f	2-3	2-3	1-2	1	5	6	2	7	1	2	0	1	24		
24	Wear, Travis	f	6-12	0-3	2-2	0	2	2	3	14	1	0	2	1	30		
03	Adams, Jordan	g	7-15	1-5	2-3	2	2	4	3	17	2	0	1	2	28		
04	Powell, Norman	g	3-8	0-1	2-2	1	2	3	4	8	1	1	0	2	31		
05	Anderson, Kyle	g	4-11	0-1	3-3	2	7	9	3	11	5	3	0	2	31		
14	LaVine, Zach	g	2-7	0-3	1-1	0	2	2	1	5	0	1	0	0	24		
20	Alford, Bryce	g	1-5	0-2	0-0	0	0	0	0	2	2	0	0	0	21		
22	Allen, Noah	g	0-0	0-0	0-1	0	0	0	0	0	0	0	0	0	1		
23	Parker, Tony	g	2-3	0-0	0-1	1	2	3	3	4	0	1	1	0	10		
	Team					1	0	1									
Totals			27-64	3-18	11-15	8	22	30	19	68	12	8	4	8	200		

FG % 1st Half: 11-25 44.0% 2nd half: 16-39 41.0% Game: 27-64 42.2%  
 3FG % 1st Half: 2-6 33.3% 2nd half: 1-12 8.3% Game: 3-18 16.7%  
 FT % 1st Half: 6-8 75.0% 2nd half: 5-7 71.4% Game: 11-15 73.3%

Florida 79 • 35-2

#	Player	Total			3-Ptr			Rebounds			PF	TP	A	TO	Blk	Stl	Min
		FG-FGA	FG-FGA	FT-FTA	FG-FGA	FG-FGA	FT-FTA	Off	Def	Tot							
15	Yeguete, Will	f	4-5	0-0	0-0	0	7	7	1	8	1	0	0	1	19		
24	Prather, Casey	f	3-5	0-0	6-8	1	2	3	4	12	1	3	2	0	19		
04	Young, Patric	c	2-4	0-0	0-1	1	2	3	4	4	0	2	0	0	20		
05	Wilbekin, Scottie	g	5-13	2-8	1-1	0	1	1	0	13	3	0	0	1	35		
20	Frazier, Michael	g	7-13	5-8	0-0	1	5	6	1	19	3	3	0	1	36		
00	Hill, Kasey	g	2-4	0-0	2-2	1	5	6	1	6	10	2	0	0	28		
10	Finney-Smith, Dorian	g	3-8	1-4	3-4	1	5	6	2	10	4	2	1	1	30		
23	Walker, Chris	g	3-5	0-0	1-2	3	0	3	2	7	0	0	1	0	6		
25	Walker, DeVon	g	0-1	0-1	0-0	0	0	0	0	0	0	0	1	0	7		
	Team					2	3	5									
Totals			29-58	8-21	13-18	10	30	40	15	79	22	12	5	4	200		

FG % 1st Half: 13-31 41.9% 2nd half: 16-27 59.3% Game: 29-58 50.0%  
 3FG % 1st Half: 5-13 38.5% 2nd half: 3-8 37.5% Game: 8-21 38.1%  
 FT % 1st Half: 5-9 55.6% 2nd half: 8-9 88.9% Game: 13-18 72.2%

Officials: Leslie Jones, Terry Wymmer, Lamont Simpson  
 Technical fouls: UCLA-None. Florida-Prather, Casey.  
 Attendance: 14991

Score by periods	1st	2nd	Total
UCLA	30	38	68
Florida	36	43	79

Points	In	Off	2nd	Fast	Bench
	Paint	T/O	Chance	Break	
UCLA	32	19	7	15	11
UF	36	10	12	13	23

Last FG - UCLA 2nd-00:28, UF 2nd-00:26.  
 Largest lead - UCLA by 4 1st-18:06, UF by 12 2nd-00:36.

Score tied - 3 times.  
 Lead changed - 5 times.

## Official Basketball Box Score -- Game Totals -- Final Statistics Dayton vs Florida 3/29/14 5:09 p.m. at Memphis, Tenn. (FedExForum)

Dayton 52 • 26-11

#	Player	Total			3-Ptr			Rebounds			PF	TP	A	TO	Blk	Stl	Min
		FG-FGA	FG-FGA	FT-FTA	FG-FGA	FG-FGA	FT-FTA	Off	Def	Tot							
05	OLIVER, Devin	f	4-9	4-7	0-0	0	6	6	3	12	0	0	2	1	29		
21	PIERRE, Dyshawn	f	7-11	2-3	2-2	1	2	3	3	18	5	2	2	0	28		
35	KAVANAUGH, Matt	c	2-5	0-0	2-2	3	5	8	2	6	1	1	1	1	25		
00	PRICE, Khari	g	0-2	0-2	0-0	0	1	1	4	0	0	0	0	16			
24	SIBERT, Jordan	g	0-3	0-2	0-0	0	0	0	1	0	1	0	0	1	30		
03	DAVIS, Kyle	g	1-3	1-1	0-0	0	0	0	0	3	0	0	0	5			
11	SMITH, Scoochie	g	2-4	1-3	0-0	0	0	0	0	2	5	2	3	2	25		
12	ROBINSON, Jalen	g	1-1	0-0	0-0	0	0	0	0	2	2	0	0	8			
22	POLLARD, Kendall	g	1-5	0-0	0-0	0	1	1	1	2	0	0	0	10			
23	VONDERHAAR, Brian	g	0-0	0-0	0-0	0	0	0	0	0	0	0	0	0+			
40	SCOTT, Devon	g	0-0	0-0	0-0	0	1	1	1	0	1	1	0	7			
43	SENFORD, Vee	g	1-5	0-0	2-4	0	1	1	0	4	1	1	0	0	17		
50	WEHRLI, Bobby	g	0-0	0-0	0-0	0	0	0	0	0	0	0	0	0+			
	Team					1	4	5									
Totals			19-48	8-18	6-8	5	21	26	19	52	11	9	5	5	200		

FG % 1st Half: 8-26 30.8% 2nd half: 11-22 50.0% Game: 19-48 39.6%  
 3FG % 1st Half: 4-10 40.0% 2nd half: 4-8 50.0% Game: 8-18 44.4%  
 FT % 1st Half: 4-6 66.7% 2nd half: 2-2 100.0% Game: 6-8 75.0%

Florida 62 • 36-2

#	Player	Total			3-Ptr			Rebounds			PF	TP	A	TO	Blk	Stl	Min
		FG-FGA	FG-FGA	FT-FTA	FG-FGA	FG-FGA	FT-FTA	Off	Def	Tot							
15	Yeguete, Will	f	1-4	0-1	2-3	2	5	7	2	4	2	4	2	1	0	25	
24	Prather, Casey	f	2-5	0-0	2-4	2	5	7	2	6	0	2	0	0	22		
04	Young, Patric	c	5-9	0-0	2-3	0	6	6	1	12	0	1	4	2	31		
05	Wilbekin, Scottie	g	6-14	3-5	8-10	0	1	1	0	23	3	0	0	3	38		
20	Frazier, Michael	g	4-8	2-5	0-0	1	1	2	2	10	0	1	0	0	34		
00	Hill, Kasey	g	0-2	0-0	2-2	1	2	3	2	2	3	1	0	0	13		
10	Finney-Smith, Dorian	g	0-4	0-3	5-6	6	3	9	0	5	2	0	0	0	26		
23	Walker, Chris	g	0-0	0-0	0-0	0	0	0	1	0	0	0	0	0	2		
25	Walker, DeVon	g	0-2	0-1	0-0	0	2	2	0	0	0	0	0	0	8		
30	Kurtz, Jacob	g	0-0	0-0	0-0	0	0	0	0	0	0	0	0	0	1		
	Team					0	0	0									
Totals			18-48	5-15	21-28	12	25	37	10	62	10	7	5	5	200		

FG % 1st Half: 13-27 48.1% 2nd half: 5-21 23.8% Game: 18-48 37.5%  
 3FG % 1st Half: 3-8 37.5% 2nd half: 2-7 28.6% Game: 5-15 33.3%  
 FT % 1st Half: 9-11 81.8% 2nd half: 12-17 70.6% Game: 21-28 75.0%

Officials: Michael Stuart, Doug Shows, Patrick Driscoll  
 Technical fouls: Dayton-None. Florida-None.  
 Attendance: 15443

Score by periods	1st	2nd	Total
Dayton	24	28	52
Florida	38	24	62

Points	In	Off	2nd	Fast	Bench
	Paint	T/O	Chance	Break	
UD	18	9	1	6	16
UF	24	15	13	6	7

Last FG - UD 2nd-00:17, UF 2nd-06:04.  
 Largest lead - UD by 2 1st-06:58, UF by 17 2nd-11:25.

Score tied - 3 times.  
 Lead changed - 2 times.

## Official Basketball Box Score -- Game Totals -- Final Statistics UConn vs Florida 4/5/14 5:15PM CT at AT&T Stadium, North Texas

UConn 63 • 31-8

#	Player	Total			3-Ptr			Rebounds			PF	TP	A	TO	Blk	Stl	Min
		FG-FGA	FG-FGA	FT-FTA	FG-FGA	FG-FGA	FT-FTA	Off	Def	Tot							
00	NOLAN, Phillip	f	0-1	0-0	1-2	0	1	1	4	1	0	1	1	0	15		
02	DANIELS, DeAndre	f	9-14	2-5	0-0	0	10	10	3	20	1	5	1	1	40-		
05	GIFFEY, Niels	f	4-7	0-2	3-3	3	1	4	3	11	0	0	0	0	23		
11	BOATRRIGHT, Ryan	g	5-9	1-2	2-2	0	6	6	0	13	3	1	0	1	38		
13	NAPIER, Shabazz	g	3-6	2-3	4-4	0	3	3	0	12	6	2	0	4	38		
03	SAMUEL, Terrence	g	2-2	0-0	0-0	0	1	1	0	4	1	1	0	0	18		
10	OLANDER, Tyler	g	0-1	0-0	0-0	0	0	0	2	0	0	0	0	5			
20	KROMAH, Lasan	g	0-1	0-0	0-0	0	0	0	0	0	0	1	0	0	11		
35	BRIMAH, Amida	g	1-2	0-0	0-2	1	0	1	4	2	1	1	2	0	12		
	Team					1	1	2									
Totals			24-43	5-12	10-13	5	23	28	16	63	12	13	4	6	200		


FG % 1st Half: 10-21 47.6% 2nd half: 14-22 63.6% Game: 24-43 55.8%  
 3FG % 1st Half: 4-7 57.1% 2nd half: 1-5 20.0% Game: 5-12 41.7%  
 FT % 1st Half: 1-1 100.0% 2nd half: 9-12 75.0% Game: 10-13 76.9%

Florida 53 • 36-3

#	Player	Total			3-Ptr			Rebounds			PF	TP	A	TO	Blk	Stl	Min
		FG-FGA	FG-FGA	FT-FTA	FG-FGA	FG-FGA	FT-FTA	Off	Def	Tot							
15	Yeguete, Will	f	0-2	0-1	2-2	1	2	3	2	2	0	0	0	0	23		
24	Prather, Casey	f	6-10	0-0	3-5	4	2	6	1	15	1	2	0	0	30		
04	Young, Patric	c	7-13	0-0	5-8	2	3	5	0	19	0	1					

# #0 KASEY HILL

FRESHMAN | GUARD | 6-1 | 181 | UMATILLA, FLA. | MONTVERDE ACADEMY



Opponent	Date	gs	min	Total		3-Pointers		Free throws		Rebounds				Scoring							
				fg-fga	pct	3fg-fga	pct	ft-fa	pct	off	def	tot	avg	pf	a	t/o	blk	stl	pts	avg	
NORTH FLORIDA	11/8/13	*	27	5-9	.556	0-1	.000	5-6	.833	0	0	0	0.0	2	4	2	1	2	15	15.0	
at Wisconsin	11/12/13	*	29	2-11	.182	0-4	.000	0-1	.000	0	3	3	1.5	5	4	2	0	1	4	9.5	
UALR	11/16/13	*	30	4-6	.667	0-0	.000	6-8	.750	0	3	3	2.0	2	6	0	1	5	14	11.0	
SOUTHERN U.	11/18/13	*	20	4-6	.667	0-1	.000	0-0	.000	0	0	0	1.5	1	3	0	0	1	8	10.3	
KANSAS	12/10/13		20	1-3	.333	0-0	.000	4-6	.667	0	2	2	1.6	2	3	0	0	0	6	9.4	
vs Memphis	12/17/13		22	2-5	.400	1-2	.500	0-0	.000	0	2	2	1.7	3	3	0	0	0	5	8.7	
vs Fresno State	12/21/13		15	2-2	1.000	2-2	1.000	1-2	.500	0	1	1	1.6	1	1	3	0	1	7	8.4	
SAVANNAH STATE	12/29/13		27	2-8	.250	0-3	.000	3-5	.600	0	2	2	1.6	0	5	0	0	0	7	8.3	
RICHMOND	1/4/14		21	1-5	.200	0-3	.000	0-0	.000	1	1	2	1.7	1	1	3	1	0	2	7.6	
SOUTH CAROLINA	1/8/14		20	1-4	.250	0-3	.000	3-4	.750	0	2	2	1.7	3	2	2	0	2	5	7.3	
at Arkansas	01/11/14	*	37	3-7	.429	0-1	.000	0-0	.000	1	3	4	1.9	3	5	5	0	1	6	7.2	
GEORGIA	1/14/14	*	29	1-5	.200	1-3	.333	0-2	.000	0	0	0	1.8	3	5	0	0	2	3	6.8	
at Auburn	01/18/14	*	25	0-2	.000	0-1	.000	7-8	.875	0	2	2	1.8	2	3	2	0	3	7	6.8	
at Alabama	1/23/14		19	2-3	.667	1-1	1.000	1-2	.500	0	1	1	1.7	3	2	2	1	1	6	6.8	
TENNESSEE	1/25/14		26	1-6	.167	0-1	.000	0-0	.000	0	3	3	1.8	1	3	0	0	1	2	6.5	
at Mississippi State	01/30/14		24	3-4	.750	0-1	.000	1-2	.500	0	3	3	1.9	1	3	0	0	0	7	6.5	
TEXAS A&M	2/1/14	*	25	1-5	.200	0-1	.000	2-5	.400	0	3	3	1.9	5	2	2	0	2	4	6.4	
MISSOURI	2/4/14		21	0-0	.000	0-0	.000	4-6	.667	1	2	3	2.0	3	6	1	0	0	4	6.2	
ALABAMA	2/8/14		19	1-3	.333	0-2	.000	0-0	.000	0	1	1	1.9	1	3	3	0	0	2	6.0	
at Tennessee	02/11/14		20	2-6	.333	0-2	.000	0-1	.000	0	0	0	1.9	1	0	2	0	2	4	5.9	
at Kentucky	02/15/14		14	0-1	.000	0-1	.000	0-0	.000	1	0	1	1.8	1	1	1	0	0	0	5.6	
LSU	3/1/14		21	2-4	.500	0-0	.000	0-0	.000	0	1	1	1.8	2	5	2	0	2	4	5.5	
at South Carolina	3/4/14		22	2-5	.400	0-1	.000	0-4	.000	1	2	3	1.8	1	0	1	0	4	4	5.5	
KENTUCKY	3/8/14		21	1-1	1.000	0-0	.000	6-6	1.000	0	1	1	1.8	4	7	1	0	1	8	5.6	
vs Missouri	03/14/14		23	3-4	.750	0-1	.000	1-2	.500	0	5	5	1.9	2	5	2	0	1	7	5.6	
vs Tennessee	03/15/14		13	2-4	.500	0-0	.000	1-2	.500	0	1	1	1.9	0	0	2	0	0	5	5.6	
vs Kentucky	03/16/14		16	1-2	.500	0-0	.000	0-0	.000	0	0	0	1.8	4	3	1	0	1	2	5.5	
vs Albany	3/20/14		17	3-4	.750	0-0	.000	4-4	1.000	0	1	1	1.8	2	0	0	1	2	10	5.6	
vs Pittsburgh	3/22/14		24	1-3	.333	0-0	.000	1-2	.500	0	2	2	1.8	1	2	1	0	2	3	5.6	
vs UCLA	3/27/14		28	2-4	.500	0-0	.000	2-2	1.000	1	5	6	1.9	1	10	2	0	0	6	5.6	
vs Dayton	3/29/14		13	0-2	.000	0-0	.000	2-2	1.000	1	2	3	2.0	2	3	1	0	0	2	5.5	
vs UConn	4/5/14		15	2-6	.333	0-0	.000	3-4	.750	2	0	2	2.0	4	0	4	0	0	7	5.5	
Totals			8	703	57-140	.407	5-35	.143	57-86	.663	9	54	63	2.0	67	100	50	5	37	176	5.5

Games played: 32  
 Minutes/game: 22.0  
 Points/game: 5.5  
 FG Pct: 40.7  
 3FG Pct: 14.3

Rebounds/game: 2.0  
 Assists/game: 3.1  
 Turnovers/game: 1.6  
 Assist/turnover ratio: 2.0  
 Steals/game: 1.2

Season	gp-gs	min/avg	Total		3-Point		F-Throws		Rebounds				Scoring							
			fg-fga	pct	fg-fga	pct	ft-fa	pct	off	def	tot	avg	pf	fo	ast	to	blk	stl	pts	avg
2013-14	32-8	703/22.0	57-140	.407	5-35	.143	57-86	.663	9	54	63	2.0	67	2	100	50	5	37	176	5.5
TOTAL	32-8	703/22.0	57-140	.407	5-35	.143	57-86	.663	9	54	63	2.0	67	2	100	50	5	37	176	5.5

A McDonald's All-American point guard with quickness who likes to play at an up-tempo speed...Plays the position with intelligence and vision and has the ability to both set up teammates and score himself...Uses his ability to slash to the basket to draw defenders and kick to an open shooter...And outstanding athlete with the ability to play above the rim... AS A FRESHMAN IN 2013-14...Made his debut and scored 15 points vs. UNF, becoming the first Gator freshman to start at the point since Nick Calathes and Jai Lucas shared duties in 2007...Recorded a career-best six free throws, six assists, five steals and 30 minutes played vs. UALR...Tallied eight points, three assists and a steal against Southern before leaving the game with an ankle injury...Garnered six points, three assists and two rebounds against Kansas in his return to the court...Made his first 3-pointer as a Gator in the win over Memphis in the 2013 Jimmy V. Classic...Shot 2-for-2 from 3-point range in the win over Fresno State at the 2013 Orange Bowl Classic...Led the team in assists (5) in the win over Savannah State...Grabbed a career-best four boards in the OT-win at Arkansas in a career-long 37 minutes...Shot a personal-best 7-for-8 from the charity stripe at Auburn...Led the Gators in assists for a team high 10th time against Missouri with six... Dished five assists in the win over LSU - his first game back after sustaining an injury at Kentucky... Scored a personal-best 8 points in conference play, hitting 6-of-6 from the free-throw line, and dished a season-high seven assists in the win over Kentucky... Had seven points and a career-high five rebounds in the win over Missouri in the Quarterfinals of the SEC Tournament... Went 4-of-4 from the free-throw line and totaled 10 points in the NCAA Tournament win against Albany for his first double-digit game since Arkansas-Little Rock in November...In the win over UCLA, became just the fourth freshman to dish at least 10 assists in a Sweet Sixteen game, joining Jason Kidd ('93), Keith Gatlin ('84) and Magic Johnson ('78); also grabbed a career-best six boards.

## HILL HIGHLIGHTS


- Became just the fourth freshman to dish at least 10 assists in a Sweet Sixteen game, joining Jason Kidd, Keith Gatlin and Magic Johnson.
- First Gator freshman to start at the point since 2007 (Nick Calathes & Jai Lucas).
- McDonald's All-American point guard who finished his freshman season with a 2.0 assist-to-turnover ratio.

## HILL GAME HIGHS

<b>Points</b>	Season/Career	15, vs. UNF (11/08/13)
<b>Rebounds</b>	Season/Career	6, vs. UCLA (3/27/14)
<b>Field Goals</b>	Season/Career	5, vs. UNF (11/08/13)
<b>Field Goal Attempts</b>	Season/Career	11, at Wisconsin (11/12/13)
<b>3-Pointers</b>	Season/Career	2, vs. Fresno State (12/21/13)
<b>3-Point Attempts</b>	Season/Career	4, at Wisconsin (11/12/13)
<b>Free Throws</b>	Season/Career	7, at Auburn (1/18/14)
<b>Free Throw Attempts</b>	Season/Career	8, 2x, last at Auburn (1/18/14)
<b>Assists</b>	Season/Career	10, vs. UCLA (3/27/14)
<b>Steals</b>	Season/Career	5, vs. UALR (11/16/13)
<b>Blocked Shots</b>	Season/Career	1, 5x, last vs. Albany (3/20/14)
<b>Minutes Played</b>	Season/Career	37, at Arkansas (1/11/14)

# #4 PATRIC YOUNG

SENIOR | CENTER | 6-9 | 240 | JACKSONVILLE, FLA. | PROVIDENCE SCHOOL



Opponent	Date	gs	min	Total		3-Pointers		Free throws		Rebounds				pf	a	t/o	blk	stl	pts	avg	
				fg-fga	pct	3fg-fga	pct	ft-fa	pct	off	def	tot	avg								
NORTH FLORIDA	11/8/13	*	20	0-2	.000	0-0	.000	2-3	.667	1	1	2	2.0	2	1	0	2	1	2	2.0	
at Wisconsin	11/12/13	*	30	2-6	.333	0-0	.000	4-7	.571	2	4	6	4.0	3	1	1	0	0	8	5.0	
UALR	11/16/13	*	23	5-9	.556	0-0	.000	0-4	.000	1	7	8	5.3	2	0	0	2	1	10	6.7	
SOUTHERN U.	11/18/13	*	28	5-10	.500	0-0	.000	2-4	.500	3	3	6	5.5	2	0	3	3	1	12	8.0	
MIDDLE TENNESSEE	11/21/13	*	25	5-9	.556	0-0	.000	6-8	.750	3	3	6	5.6	2	3	2	0	2	16	9.6	
at Jacksonville	11/25/13	*	16	5-9	.556	0-0	.000	3-5	.600	1	2	3	5.2	4	0	0	1	2	13	10.2	
FLORIDA STATE	11/29/13	*	27	2-4	.500	0-0	.000	0-0	.000	3	1	4	5.0	4	0	1	1	1	4	9.3	
at UConn	12/2/13	*	33	6-10	.600	0-0	.000	5-7	.714	3	4	7	5.3	2	1	1	1	2	17	10.3	
KANSAS	12/10/13	*	28	5-13	.385	0-0	.000	2-7	.286	5	1	6	5.3	4	0	2	1	1	12	10.4	
vs Memphis	12/17/13	*	28	4-7	.571	0-0	.000	0-0	.000	6	2	8	5.6	5	2	1	0	0	8	10.2	
vs Fresno State	12/21/13	*	27	3-9	.333	0-0	.000	2-2	1.000	5	4	9	5.9	3	2	1	0	0	8	10.0	
SAVANNAH STATE	12/29/13	*	27	7-10	.700	0-0	.000	1-3	.333	3	3	6	5.9	0	0	2	2	2	15	10.4	
RICHMOND	1/4/14	*	30	6-8	.750	0-0	.000	3-6	.500	2	4	6	5.9	2	2	1	0	0	15	10.8	
SOUTH CAROLINA	1/8/14	*	24	6-7	.857	0-0	.000	1-2	.500	1	6	7	6.0	2	0	2	0	3	13	10.9	
at Arkansas	01/11/14	*	21	4-9	.444	0-0	.000	2-2	1.000	1	6	7	6.1	5	1	1	0	0	10	10.9	
GEORGIA	1/14/14	*	26	4-7	.571	0-0	.000	2-3	.667	4	5	9	6.3	3	1	1	1	1	10	10.8	
at Auburn	01/18/14	*	31	5-8	.625	0-0	.000	3-6	.500	1	5	6	6.2	3	1	0	2	0	13	10.9	
at Alabama	1/23/14	*	24	2-5	.400	0-0	.000	1-2	.500	5	1	6	6.2	4	2	2	0	1	5	10.6	
TENNESSEE	1/25/14	*	22	5-7	.714	0-0	.000	0-1	.000	2	3	5	6.2	3	0	1	0	1	10	10.6	
at Mississippi State	01/30/14	*	22	6-11	.545	0-0	.000	0-0	.000	4	4	8	6.3	2	1	2	3	0	12	10.7	
TEXAS A&M	2/1/14	*	23	2-2	1.000	0-0	.000	5-8	.625	4	10	14	6.6	2	0	2	2	0	9	10.6	
MISSOURI	2/4/14	*	30	5-9	.556	0-0	.000	3-4	.750	2	4	6	6.6	1	2	2	1	0	13	10.7	
ALABAMA	2/8/14	*	30	4-4	1.000	0-0	.000	3-5	.600	1	1	2	6.4	3	1	1	2	0	11	10.7	
at Tennessee	02/11/14	*	23	3-7	.429	0-0	.000	0-0	.000	5	1	6	6.4	5	0	0	0	0	6	10.5	
at Kentucky	02/15/14	*	26	4-11	.364	0-0	.000	2-2	1.000	4	1	5	6.3	3	0	1	0	0	10	10.5	
AUBURN	2/19/14	*	30	5-7	.714	0-0	.000	7-9	.778	2	5	7	6.3	3	3	0	2	0	17	10.7	
at Ole Miss	2/22/14	*	29	4-5	.800	0-0	.000	4-4	1.000	1	4	5	6.3	2	1	1	0	0	12	10.8	
at Vanderbilt	02/25/14	*	28	5-12	.417	0-0	.000	2-2	1.000	6	1	7	6.3	1	0	2	0	0	12	10.8	
LSU	3/1/14	*	24	4-7	.571	0-0	.000	0-0	.000	1	5	6	6.3	3	1	3	0	0	8	10.7	
at South Carolina	3/4/14	*	24	3-6	.500	0-0	.000	3-5	.600	1	1	2	6.2	2	1	2	1	2	9	10.7	
KENTUCKY	3/8/14	*	25	8-13	.615	0-0	.000	2-4	.500	0	7	7	6.2	4	0	2	1	0	18	10.9	
vs Missouri	03/14/14	*	27	4-9	.444	0-0	.000	1-6	.167	1	2	3	6.1	0	2	0	1	0	9	10.8	
vs Tennessee	03/15/14	*	31	6-11	.545	0-0	.000	4-4	1.000	1	7	8	6.2	2	0	0	0	0	16	11.0	
vs Kentucky	03/16/14	*	21	6-9	.667	0-0	.000	2-4	.500	3	2	5	6.1	4	0	2	3	0	14	11.1	
vs Albany	3/20/14	*	29	4-7	.571	0-0	.000	2-3	.667	4	6	10	6.2	3	1	3	0	1	10	11.1	
vs Pittsburgh	3/22/14	*	30	3-11	.273	0-0	.000	1-2	.500	6	2	8	6.3	1	0	0	4	1	7	10.9	
vs UCLA	3/27/14	*	20	2-4	.500	0-0	.000	0-1	.000	1	2	3	6.2	4	0	2	0	0	4	10.8	
vs Dayton	3/29/14	*	31	5-9	.556	0-0	.000	2-3	.667	0	6	6	6.2	1	0	1	4	2	12	10.8	
vs UConn	4/5/14	*	32	7-13	.538	0-0	.000	5-8	.625	2	3	5	6.2	0	0	1	1	0	19	11.0	
Totals			37	1025	171-316	.541	0-0	.000	87-146	.596	101	139	240	6.2	101	30	49	41	25	429	11.0

Season	gp-gs	min/avg	Total		3-Point		F-Throws		Rebounds				Scoring							
			fg-fga	pct	fg-fga	pct	ft-fa	pct	off	def	tot	avg	pf	fo	ast	to	blk	stl	pts	avg
2010-11	37-2	658/17.8	50-90	.556	0-0	.000	26-37	.703	48	91	139	3.8	73	0	12	25	31	21	126	3.4
2011-12	37-32	980/26.5	162-262	.618	0-0	.000	54-91	.593	100	138	238	6.4	99	3	41	57	30	18	378	10.2
2012-13	37-36	981/26.5	153-261	.586	0-0	.000	68-139	.489	96	136	232	6.3	85	2	32	56	58	34	374	10.1
2013-14	39-37	1025/26.3	171-316	.541	0-0	.000	87-146	.596	101	139	240	6.2	101	3	30	49	41	25	429	11.0
TOTAL	150-107	3644/24.3	536-929	.577	0-0	.000	235-413	.569	345	504	849	5.7	358	8	115	187	160	98	1307	8.7

An elite low-post defender who is an impressive-looking big man...Named preseason All-SEC by coaches and the media... One of the dominant frontcourt players in the SEC with his build, intimidating style of play and above-the-rim approach... Two-time SEC Scholar-Athlete of the Year...AS A SENIOR IN 2013-14...Grabbed down six rebounds and went 4-of-7 from the charity stripe at Wisconsin...Reached a season-best with three blocked shots in the win over Southern...Recorded 16 points, and season-bests in free throws (6-for-8), assists (3) and steals (2) vs. Middle Tennessee...Scored 13 points, grabbed three rebounds and had two steals vs. Jacksonville...Set a season high in points (17) at UConn, going 6-for-10 from the field in a season-long 33 minutes of play...Scored 12 points vs. Kansas, marking his sixth double-figure game this season...Scored a game-high 15 points vs. Savannah State to become the 50th player in school history to eclipse 1,000 career points...Connected on 6-of-7 shots for a season-high 85.7 shooting percentage and notched a season-high three takeaways in the SEC opener against South Carolina...Matched a season-high three blocks in the conference win over Mississippi State...Grabbed a career-high 14 boards against Texas A&M, his first double-figure rebounding game of the season, and was just one point shy of a double-double...Successfully completed two key three-point conversions in the second half at Kentucky, launching the run that gave the Gators the lead and the win... Connected on two huge free throws with 19 seconds remaining to give Florida a two-point edge over Auburn and eventually the win... Was Florida's leading scorer against Auburn with a season-high-tying 17 points, hitting 7-of-9 from the charity stripe... Had 12 points in wins at Ole Miss and at Vanderbilt... Co-led the team in rebounding, with he and teammate Chris Walker each notching six against LSU... Scored a season-high 18 points on Senior Day versus Kentucky to lead the Gators in scoring for the fifth time this year... Had 16 points and eight rebounds in the comeback win over Tennessee in the SEC Semifinals to lead Florida in both categories on the day... Co-led the team in scoring with 14 points on 6-of-9 shooting against Kentucky in SEC Championship game, and matched a season-high three blocks... Recorded his first double-double of the season and 11th of his career with 10 points and 10 rebounds in the win over Albany... Had a season-best four blocks vs. Pitt. and again vs. Dayton in the NCAA Tournament... Had a season-high 19 points against UConn in the National Semifinals.

### YOUNG HIGHLIGHTS


- Academic All-American and the first three-time winner of the SEC Scholar-Athlete of the Year award.
- Became the 50th Gator to reach the career milestone of 1,000 points vs. Savannah State on Dec. 29, 2013.

### YOUNG GAME HIGHS

<b>Points</b>	
Season	19, vs. UCONN (4/5/14)
Career	25, vs. Arizona (12/7/11)
<b>Rebounds</b>	
Season	14, vs. Texas A&M (2/1/14)
Career	Same
<b>Field Goals</b>	
Season	8 vs. Kentucky (3/8/14)
Career	12, vs. Arizona (12/7/11)
<b>Field Goal Attempts</b>	
Season	13, 3x, last vs. UCONN (4/5/14)
Career	15, 2x, last vs. Kentucky (3/4/12)
<b>3-Pointers</b>	
Season	---
Career	---
<b>3-Point Attempts</b>	
Season	---
Career	---
<b>Free Throws</b>	
Season	7, vs. Auburn (2/19/14)
Career	7, 2x, last vs. Auburn (2/19/14)
<b>Free Throw Attempts</b>	
Season	9, vs. Auburn (2/19/14)
Career	11, vs. MTSU (11/18/12)
<b>Assists</b>	
Season	3, 2x, last vs. Auburn (2/19/14)
Career	5, vs. Yale (12/31/11)
<b>Steals</b>	
Season	3, vs. South Carolina (1/8/14)
Career	4, vs. NC A&T (11/18/10)
<b>Blocked Shots</b>	
Season	4, vs. Dayton (3/29/14)
Career	6, vs. Savannah State (11/20/12)
<b>Minutes Played</b>	
Season	33, at UConn (12/2/13)
Career	41, at Rutgers (12/29/11)

# #5 SCOTTIE WILBEKIN

SENIOR | GUARD | 6-2 | 178 | GAINESVILLE, FLA. | THE ROCK



Opponent	Date	gs	min	Total		3-Pointers		Free throws		Rebounds				pf	a	t/o	blk	stl	pts	avg	
				fg-fga	pct	3fg-fga	pct	ft-fa	pct	off	def	tot	avg								
at Jacksonville	11/25/13	*	34	5-9	.556	2-2	1.000	0-2	.000	1	4	5	5.0	1	7	2	0	3	12	12.0	
FLORIDA STATE	11/29/13	*	38	2-12	.167	0-1	.000	3-5	.600	0	2	2	3.5	1	8	2	0	5	7	9.5	
at UConn	12/2/13	*	35	6-14	.429	2-5	.400	1-2	.500	0	3	3	3.3	3	2	3	0	2	15	11.3	
KANSAS	12/10/13	*	36	7-12	.583	2-5	.400	2-3	.667	0	0	0	2.5	4	6	2	0	4	18	13.0	
vs Memphis	12/17/13	*	33	4-8	.500	2-3	.667	1-3	.333	1	4	5	3.0	4	3	2	0	0	11	12.6	
vs Fresno State	12/21/13	*	34	4-14	.286	1-7	.143	2-3	.667	0	6	6	3.5	1	3	3	0	1	11	12.3	
SAVANNAH STATE	12/29/13	*	27	3-8	.375	3-5	.600	1-2	.500	0	3	3	3.4	0	1	0	0	2	10	12.0	
RICHMOND	1/4/14	*	35	4-13	.308	0-5	.000	2-2	1.000	0	2	2	3.3	1	2	1	0	2	10	11.8	
SOUTH CAROLINA	1/8/14	*	34	5-11	.455	3-6	.500	4-4	1.000	1	0	1	3.0	1	3	0	0	1	17	12.3	
at Arkansas	01/11/14		35	4-12	.333	2-5	.400	8-10	.800	0	2	2	2.9	4	2	1	0	1	18	12.9	
GEORGIA	1/14/14	*	28	2-5	.400	1-3	.333	2-4	.500	0	2	2	2.8	0	5	0	0	1	7	12.4	
at Auburn	01/18/14	*	37	4-7	.571	2-2	1.000	6-8	.750	0	3	3	2.8	2	1	5	0	0	16	12.7	
at Alabama	1/23/14	*	35	2-8	.250	2-7	.286	4-4	1.000	0	2	2	2.8	0	4	0	0	1	10	12.5	
TENNESSEE	1/25/14	*	32	4-8	.500	1-2	.500	4-5	.800	0	3	3	2.8	1	1	2	0	0	13	12.5	
at Mississippi State	01/30/14	*	36	2-9	.222	1-4	.250	3-4	.750	1	1	2	2.7	2	8	3	0	2	8	12.2	
TEXAS A&M	2/1/14	*	29	3-8	.375	2-6	.333	0-0	.000	0	4	4	2.8	2	2	1	0	0	8	11.9	
MISSOURI	2/4/14	*	36	2-5	.400	2-5	.400	13-16	.813	0	1	1	2.7	3	4	5	0	1	19	12.4	
ALABAMA	2/8/14	*	31	5-7	.714	3-5	.600	3-6	.500	0	4	4	2.8	1	3	3	0	1	16	12.6	
at Tennessee	02/11/14	*	35	5-17	.294	1-6	.167	10-12	.833	1	2	3	2.8	1	6	0	4	21	13.0		
at Kentucky	02/15/14	*	36	5-10	.500	2-3	.667	11-12	.917	0	3	3	2.8	1	2	0	0	1	23	13.5	
AUBURN	2/19/14	*	35	4-14	.286	3-8	.375	4-4	1.000	0	1	1	2.7	3	4	1	0	0	15	13.6	
at Ole Miss	2/22/14	*	38	6-12	.500	4-10	.400	2-2	1.000	0	2	2	2.7	3	7	5	0	1	18	13.8	
at Vanderbilt	02/25/14	*	38	3-10	.300	1-6	.167	0-1	.000	0	0	0	2.6	1	5	1	0	1	7	13.5	
LSU	3/1/14	*	29	4-8	.500	3-5	.600	0-0	.000	0	2	2	2.5	2	4	2	0	2	11	13.4	
at South Carolina	3/4/14	*	32	1-7	.143	0-6	.000	0-0	.000	0	3	3	2.6	0	4	3	0	2	2	12.9	
KENTUCKY	3/8/14	*	28	4-7	.571	2-2	1.000	3-4	.750	0	3	3	2.6	3	4	1	0	0	13	12.9	
vs Missouri	03/14/14	*	30	5-10	.500	5-6	.833	0-1	.000	0	3	3	2.6	3	2	0	0	4	15	13.0	
vs Tennessee	03/15/14	*	37	5-12	.417	3-7	.429	1-2	.500	0	1	1	2.5	2	1	3	0	4	14	13.0	
vs Kentucky	03/16/14	*	38	4-11	.364	3-8	.375	0-3	.000	0	3	3	2.6	1	6	2	0	2	11	13.0	
vs Albany	3/20/14	*	35	4-9	.444	1-4	.250	1-2	.500	0	3	3	2.6	2	4	1	0	0	10	12.9	
vs Pittsburgh	3/22/14	*	32	9-15	.600	3-7	.429	0-1	.000	1	2	3	2.6	2	2	1	0	2	21	13.1	
vs UCLA	3/27/14	*	35	5-13	.385	2-8	.250	1-1	1.000	0	1	1	2.5	0	3	0	0	1	13	13.1	
vs Dayton	3/29/14	*	38	6-14	.429	3-5	.600	8-10	.800	0	1	1	2.5	0	3	0	0	3	23	13.4	
vs UConn	4/5/14	*	34	2-9	.222	0-3	.000	0-0	.000	0	1	1	2.4	4	1	3	0	2	4	13.1	
Totals			33	1155	140-348	.402	67-172	.390	100-138	.725	6	77	83	2.4	59	123	58	0	56	447	13.1

Season	gp-gs	min/avg	Total		3-Point		F-Throws		Rebounds				Scoring							
			fg-fga	pct	fg-fga	pct	ft-fa	pct	off	def	tot	avg	pf	fo	ast	to	blk	stl	pts	avg
2010-11	37-1	631/17.1	31-89	.348	13-46	.283	15-25	.600	14	41	55	1.5	42	0	61	28	1	36	90	2.4
2011-12	37-1	564/15.2	33-76	.434	21-46	.457	10-14	.714	15	40	55	1.5	46	1	61	22	2	22	97	2.6
2012-13	35-29	1117/31.9	116-256	.453	37-103	.359	50-69	.725	20	81	101	2.9	67	1	174	74	2	53	319	9.1
2013-14	34-33	1155/34.0	140-348	.402	67-172	.390	100-138	.725	6	77	83	2.4	59	0	123	58	0	56	447	13.1
TOTAL	143-64	3467/24.2	320-769	.416	138-367	.376	175-246	.711	55	239	294	2.1	214	2	419	182	5	167	953	6.7

Exceptional defender who routinely draws the opponent's top perimeter player...Second-team All-SEC and SEC All-Defensive Team in 2012-13 as a junior...Combo guard with high basketball IQ, good court vision and defensive prowess... Owns a solid pull-up jumper with a skill for taking defenders off the dribble. AS A SENIOR IN 2013-14...Made his senior-season debut in his start at Jacksonville and shot a perfect 2-for-2 from 3-point range, scoring 12 total points in 34 minutes of play and dishing seven assists - the most assists by a Gator player so far this season... Tallied a team season-high eight assists and had five steals in the win over Florida State, matching his career-high set at FSU in 2012...Led the Gators with a career-high 18 points while dishing out six assists and notching four take-aways in the win over Kansas...Went 2-for-3 from 3-point range in the win over Memphis at Madison Square Garden - has now scored in double digits in four of the five games he's played in this season...Recorded a season-high six rebounds in the 2013 Orange Bowl Classic against Fresno State...Was a perfect 4-for-4 from the charity stripe for the first time this season and matched a season-high three treys, leading to a game-high 17 points, against South Carolina in the Gators' SEC-opener...Hit a jumper at the end of regulation against Arkansas to send the game into OT...Went 6-for-8 from the free throw-line in the final three minutes against the Razorbacks en route to a personal-best 8-for-10 from the charity stripe and matched a career-high 18 points...Once again came through with a key basket in the closing minutes, finishing with 16 points at Auburn - hitting 2-2 from the 3-point line and 6-8 from the charity stripe...Led the Gators with a season-high-tying eight assists at Mississippi State...Put up a personal-best 19 points against the Missouri Tigers, shooting a career-high 13-for-16 from the charity stripe...Matched a season-best three treys, scoring a team-high 16 points, in the win over Alabama...Put up 21 points in the win at Tennessee behind 10-of-12 shooting from the free-throw line while dishing six assists and committing zero turnovers...Set a new career-high in points for the second game in a row, putting up 23 - while hitting 11-of-12 from the free-throw line - in the win at Kentucky... Posted his fifth consecutive double-figure output with 15 against Auburn...Went a career-high 4-of-10 from long range in the win over Ole Miss...Tallied 11 points and 4 assists versus LSU... Scored 13 points in a Senior Day win over Kentucky... Shot a career-best five 3-pointers en route to a 15 point performance against Missouri in the SEC Tournament quarterfinals... Had 14 points on 3-of-7 from long range in the win over Tennessee in the SEC Semifinals... Dished a team-leading six assists and had 11 points in the SEC Championship game against Kentucky... Was the spark of the Gator offense, netting 21 points on a career-best nine field goals vs. Pitt... Took control of the UCLA game to end with 13 points and bring the Gators to victory and a fourth-straight Elite Eight... Matched a career-high with a team-leading 23 points off 6-14 shooting and 8-10 from the charity stripe in the win over Dayton.

### WILBEKIN HIGHLIGHTS

- Named SEC Player of the Year, SEC Tournament MVP, NCAA South Regional Most Outstanding Player & All-Tournament Team, Sporting News and NABC third-team All-American, First-Team All-SEC and SEC All-Defensive Team.

### WILBEKIN GAME HIGHS

<b>Points</b>	
Season	23, vs. Dayton (3/29/14)
Career	Same
<b>Rebounds</b>	
Season	6, vs. Fresno State (12/21/13)
Career	8, at Tennessee (2/26/13)
<b>Field Goals</b>	
Season	9, vs. Pitt (3/22/14)
Career	Same
<b>Field Goal Attempts</b>	
Season	17, at Tennessee (2/11/14)
Career	Same
<b>3-Pointers</b>	
Season	5, vs. Missouri (3/14/14)
Career	Same
<b>3-Point Attempts</b>	
Season	10, at Ole Miss (2/22/14)
Career	Same
<b>Free Throws</b>	
Season	13, vs. Missouri (2/4/14)
Career	Same
<b>Free Throw Attempts</b>	
Season	16, vs. Missouri (2/4/14)
Career	Same
<b>Assists</b>	
Season	8, 2x, last at Mississippi State (1/30/14)
Career	10, 3x, last at Auburn (2/16/13)
<b>Steals</b>	
Season	5, vs. FSU (11/29/13)
Career	5, 2x, last vs. FSU (11/29/13)
<b>Blocked Shots</b>	
Season	---
Career	1, 5x, last vs. Ole Miss (2/2/13)
<b>Minutes Played</b>	
Season	38, 5x, last vs. Dayton (3/29/14)
Career	39, at Tennessee (2/26/13)

# #10 DORIAN FINNEY-SMITH

SOPHOMORE (R) | FORWARD | 6-8 | 212 | PORTSMOUTH, VA | VIRGINIA TECH



Opponent	Date	gs	min	Total		3-Pointers		Free throws		Rebounds				pf	a	t/o	blk	stl	pts	avg
				fg-fga	pct	3fg-fga	pct	ft-fga	pct	off	def	tot	avg							
UALR	11/16/13	16	5-10	.500	3-4	.750	4-6	.667	5	4	9	9.0	1	0	1	0	0	17	17.0	
SOUTHERN U.	11/18/13	21	2-7	.286	1-3	.333	3-4	.750	2	5	7	8.0	5	2	0	0	0	8	12.5	
MIDDLE TENNESSEE	11/21/13	26	4-9	.444	0-2	.000	6-6	1.000	2	4	6	7.3	3	1	3	0	0	14	13.0	
at Jacksonville	11/25/13	25	4-9	.444	1-3	.333	5-8	.625	3	8	11	8.3	3	3	1	1	0	14	13.3	
FLORIDA STATE	11/29/13	31	2-12	.167	0-4	.000	2-4	.500	6	4	10	8.6	2	1	2	1	0	6	11.8	
at UConn	12/2/13	24	1-3	.333	0-1	.000	1-1	1.000	1	5	6	8.2	4	0	6	0	0	3	10.3	
KANSAS	12/10/13	30	5-13	.385	4-6	.667	1-2	.500	1	4	5	7.7	1	1	1	0	2	15	11.0	
vs Memphis	12/17/13	29	5-10	.500	2-6	.333	2-3	.667	2	4	6	7.5	1	3	4	1	0	14	11.4	
vs Fresno State	12/21/13	22	3-9	.333	0-3	.000	1-2	.500	1	4	5	7.2	3	2	1	0	0	7	10.9	
SAVANNAH STATE	12/29/13	16	2-6	.333	0-2	.000	4-7	.571	4	3	7	7.2	2	1	0	1	0	8	10.6	
RICHMOND	1/4/14	28	2-4	.500	1-2	.500	0-2	.000	5	8	13	7.7	2	1	3	0	0	5	10.1	
SOUTH CAROLINA	1/8/14	24	3-6	.500	0-2	.000	2-2	1.000	1	3	4	7.4	3	5	4	2	0	8	9.9	
at Arkansas	01/11/14	42	7-15	.467	3-7	.429	5-8	.625	9	6	15	8.0	2	3	3	0	3	22	10.8	
GEORGIA	1/14/14	25	4-9	.444	3-5	.600	3-6	.500	1	4	5	7.8	2	3	1	0	0	14	11.1	
at Auburn	01/18/14	20	3-6	.500	1-2	.500	0-0	.000	1	2	3	7.5	2	1	2	0	1	7	10.8	
at Alabama	1/23/14	31	2-8	.250	1-4	.250	1-4	.250	7	4	11	7.7	2	3	3	0	0	6	10.5	
TENNESSEE	1/25/14	25	4-9	.444	1-4	.250	0-0	.000	3	5	8	7.7	3	1	2	0	1	9	10.4	
at Mississippi State	01/30/14	29	3-9	.333	2-5	.400	0-0	.000	3	6	9	7.8	2	1	1	0	2	8	10.3	
TEXAS A&M	2/1/14	31	4-12	.333	0-4	.000	3-4	.750	3	6	9	7.8	1	3	1	2	1	11	10.3	
MISSOURI	2/4/14	21	1-6	.167	0-2	.000	1-3	.333	4	3	7	7.8	3	1	2	0	0	3	10.0	
ALABAMA	2/8/14	21	1-4	.250	0-2	.000	2-2	1.000	1	2	3	7.6	4	5	1	1	0	4	9.7	
at Tennessee	02/11/14	27	1-6	.167	0-3	.000	2-2	1.000	3	2	5	7.5	3	3	2	0	1	4	9.4	
at Kentucky	02/15/14	27	4-10	.400	0-3	.000	0-0	.000	3	2	5	7.3	3	1	0	0	0	8	9.3	
AUBURN	2/19/14	24	0-5	.000	0-4	.000	3-4	.750	1	1	2	7.1	2	1	2	0	0	3	9.1	
at Ole Miss	2/22/14	28	1-5	.200	1-5	.200	2-2	1.000	2	3	5	7.0	0	4	1	1	0	5	8.9	
at Vanderbilt	02/25/14	28	6-11	.545	3-6	.500	4-7	.571	3	6	9	7.1	3	1	2	0	0	19	9.3	
LSU	3/1/14	18	5-10	.500	4-8	.500	2-4	.500	0	2	2	6.9	0	2	0	0	0	16	9.6	
at South Carolina	3/4/14	25	1-4	.250	0-2	.000	1-2	.500	2	4	6	6.9	2	5	1	2	0	3	9.3	
KENTUCKY	3/8/14	26	3-6	.500	3-4	.750	2-2	1.000	1	5	6	6.9	0	4	2	2	2	11	9.4	
vs Missouri	03/14/14	28	4-8	.500	2-4	.500	0-0	.000	3	6	9	6.9	2	3	2	1	0	10	9.4	
vs Tennessee	03/15/14	22	0-2	.000	0-2	.000	0-2	.000	0	2	2	6.8	5	1	1	0	0	0	9.1	
vs Kentucky	03/16/14	29	1-5	.200	1-3	.333	0-1	.000	1	5	6	6.8	4	1	1	0	0	3	8.9	
vs Albany	3/20/14	28	6-10	.600	1-3	.333	3-4	.750	0	3	3	6.6	1	1	2	0	1	16	9.1	
vs Pittsburgh	3/22/14	25	2-8	.250	0-3	.000	0-0	.000	2	6	8	6.7	0	1	1	0	0	4	9.0	
vs UCLA	3/27/14	30	3-8	.375	1-4	.250	3-4	.750	1	5	6	6.7	2	4	2	1	1	10	9.0	
vs Dayton	3/29/14	26	0-4	.000	0-3	.000	5-6	.833	6	3	9	6.7	0	2	0	0	0	5	8.9	
vs UConn	4/5/14	27	1-6	.167	0-3	.000	1-1	1.000	1	4	5	6.7	2	1	0	0	1	3	8.7	
Totals		2	955	105-284	.370	39-133	.293	74-115	.643	94	153	247	6.7	80	76	61	16	16	323	8.7

Season	gp-gs	min/avg	Total		3-Point		F-Throws		Rebounds				Scoring							
			fg-fga	pct	fg-fga	pct	ft-fga	pct	off	def	tot	avg	pf	fo	ast	to	blk	stl	pts	avg
2011-12*	33-33	957/29.0	69-208	.332	26-71	.366	45-77	.584	91	141	232	7.0	89	2	62	57	23	24	209	6.3
2013-14	37-2	955/25.8	105-284	.370	39-133	.293	74-115	.643	94	153	247	6.7	80	2	76	61	16	16	323	8.7
TOTAL	37-2	955/25.8	105-284	.370	39-133	.293	74-115	.643	94	153	247	6.7	80	2	76	61	16	16	323	8.7
All*	70-35	1912/27.3	174-492	.354	65-204	.319	119-192	.620	185	294	479	6.8	169	4	138	118	39	40	532	7.6

Versatile player with size and athleticism to create matchup problems at any position...Enrolled at UF in Summer 2012... Averaged 6.3 points and 7.0 rebounds in 33 games and 30 starts during his freshman season at Virginia Tech, earning ACC All-Freshman honors.... AS A RS SOPHOMORE IN 2013-14...Had a strong showing in his Gator debut, putting up a career-high-tying 17 points against UALR, while going 3-4 from the 3-point line...Contributed eight points, seven rebounds and two assists vs. Southern...Recorded 14 points, shooting a perfect 6-for-6 from the free-throw line, and grabbed a game-high-tying six rebounds against MTSU...Recorded his first double-double as a Gator - and the fourth of his career - at Jacksonville, tallying 14 points and 11 rebounds...Pulled down a game-high 10 boards against FSU, and hit the game-winning free throw...Despite entering the game as the second sub versus Kansas, scored UF's first points of the game on a made 3-pointer and went on to score 15 total points on a career-high 4-for-6 from 3-point range...Scored 14 points against Memphis...Made his first start donning the Orange and Blue in the 2013 Orange Bowl Classic vs Fresno State...Notched a then-season-best 13 boards versus Richmond...Dished out a career-high-tying five assists, while also recording a season-high two blocks, versus South Carolina in his first SEC contest...Recorded the first 20/15 performance by a Gator in an SEC road game during Donovan's tenure, totaling a personal-best 22 points in the OT-win over Arkansas...Became the third major conference player in the nation to record a 20/15 game in conference play, first to do so in a conference road game, in a career-long 42 minutes in Fayetteville... Pulled down 11 boards in the win over Alabama, with nine of them coming in the first half... Put up 11 points against Texas A&M to tally his eighth double-figure scoring game this season and matched a season-best two blocks... Led the Gators in assists for the third time this season with a career- and season-high-tying five against Alabama...Connected on his first 3-pointer in his last 22 attempts in the victory at Ole Miss... Led the Gators with 19 points and added 9 rebounds at Vanderbilt...Led the team in scoring, hitting a career-best four 3-pointers and totaling 16 points against LSU... Tied two season highs with five assists and two blocks in the win at South Carolina... Hit 3-of-4 from the 3-point line and tied a season-best two blocks against Kentucky... Tallied 10 points and nine rebounds in the SEC Tournament vs. Missouri... Co-led the team in points with 16, including three dunks, in the win over Albany in the NCAA Tournament... Co-led the team in rebounding with eight boards vs. Pitt...Scored 10 points vs. UCLA... Grabbed a team-leading nine boards in the win over Dayton.

### FINNEY-SMITH HIGHLIGHTS

- SEC Sixth Man of the Year.
- Tied a career high in points with 17 in his collegiate debut for the Gators.
- Recorded the first 20/15 performance by a Gator in a road game during Donovan's tenure, totaling a personal-best 22 points in the OT-win over Arkansas.

### FINNEY-SMITH GAME HIGHS \*at VT

<b>Points</b>	
Season	22, at Arkansas (1/11/14)
Career	Same
<b>Rebounds</b>	
Season	15, at Arkansas (1/11/14)
Career	16, vs. E. Tenn. St. (11/12/11)*
<b>Field Goals</b>	
Season	7, at Arkansas (1/11/14)
Career	7, 2x, last at Arkansas (1/11/14)
<b>Field Goal Attempts</b>	
Season	15, at Arkansas (1/11/14)
Career	Same
<b>3-Pointers</b>	
Season	4, 2x, last vs. LSU (3/1/14)
Career	Same
<b>3-Point Attempts</b>	
Season	8, vs. LSU (3/1/14)
Career	Same
<b>Free Throws</b>	
Season	6, vs. MTSU (11/21/13)
Career	6, 3x, last vs. MTSU (11/21/13)
<b>Free Throw Attempts</b>	
Season	8, 2x, last at Arkansas (1/11/14)
Career	8, 5x, last at Arkansas (1/11/14)
<b>Assists</b>	
Season	5, 3x, last at South Carolina (3/4/14)
Career	5, 5x, last at South Carolina (3/4/14)
<b>Steals</b>	
Season	3, at Arkansas (1/11/14)
Career	3, 2x, last at Arkansas (1/11/14)
<b>Blocked Shots</b>	
Season	2, 4x, last vs. Kentucky (3/8/14)
Career	4, vs. E. Tenn. St. (11/12/11)*
<b>Minutes Played</b>	
Season	42, at Arkansas (1/11/14)
Career	Same

# #11 LEXX EDWARDS

SOPHOMORE (R) | GUARD | 6-1 | 225 | ORLANDO, FLA. | JONES



Opponent	Date	gs	min	Total		3-Pointers		Free throws		Rebounds				pf	a	t/o	blk	stl	pts	avg
				fg-fga	pct	3fg-fga	pct	ft-fa	pct	off	def	tot	avg							
UALR	11/16/13	2	0-0	.000	0-0	.000	0-0	.000	0-0	.000	0	1	1	1.0	0	0	0	0	0	0.0
SOUTHERN U.	11/18/13	1	0-0	.000	0-0	.000	0-0	.000	0-0	.000	0	0	0	0.5	1	0	0	0	0	0.0
MIDDLE TENNESSEE	11/21/13	1	0-0	.000	0-0	.000	0-0	.000	0-0	.000	0	0	0	0.3	1	0	0	0	0	0.0
at Jacksonville	11/25/13	2	0-0	.000	0-0	.000	0-0	.000	0-0	.000	0	1	1	0.5	0	0	0	0	0	0.0
vs Fresno State	12/21/13	2	0-0	.000	0-0	.000	0-0	.000	0-0	.000	0	0	0	0.4	2	0	0	0	0	0.0
SOUTH CAROLINA	1/8/14	1	0-0	.000	0-0	.000	0-0	.000	0-0	.000	0	0	0	0.3	0	0	0	0	0	0.0
GEORGIA	1/14/14	1	0-1	.000	0-0	.000	0-0	.000	0-0	.000	0	0	0	0.3	0	0	1	0	0	0.0
TENNESSEE	1/25/14	1	0-0	.000	0-0	.000	0-0	.000	0-0	.000	0	0	0	0.3	0	0	0	0	0	0.0
TEXAS A&M	2/1/14	3	0-0	.000	0-0	.000	0-0	.000	0-0	.000	0	1	1	0.3	0	0	0	0	0	0.0
at South Carolina	3/4/14	1	0-0	.000	0-0	.000	0-0	.000	0-0	.000	0	0	0	0.3	0	0	0	0	0	0.0
KENTUCKY	3/8/14	0	0-0	.000	0-0	.000	0-0	.000	0-0	.000	0	0	0	0.3	0	0	0	0	0	0.0
Totals		0	15	0-1	.000	0-0	.000	0-0	.000	0-0	0	3	3	0.3	4	0	1	0	0	0.0

Games played: 11  
Minutes/game: 1.4  
FG Pct: 0.0

Rebounds/game: 0.3  
Turnovers/game: 0.1

## EDWARDS HIGHLIGHTS

- A walk-on in 2011-12 and 2013-14 who never made the dress roster his first season and did not participate in 2012-13.
- Made his collegiate debut for the Gators this season in the win over UALR.

Season	gp-gs	min/avg	Total		3-Point		F-Throws		Rebounds				Scoring								
			fg-fga	pct	fg-fga	pct	ft-fa	pct	off	def	tot	avg	pf	fo	ast	to	blk	stl	pts	avg	
2013-14	11-0	15/1.4	0-1	.000	0-0	.000	0-0	.000	0	3	3	0.3	4	0	0	1	0	0	0	0	0.0
TOTAL	11-0	15/1.4	0-1	.000	0-0	.000	0-0	.000	0	3	3	0.3	4	0	0	1	0	0	0	0	0.0

A walk-on guard who practiced but did not compete in 2011-12 or 2012-13...AS A RS SOPHOMORE IN 2013-14...Saw his first action in the Orange and Blue against UALR and recorded one rebound...Saw limited playing time versus Southern and MTSU...Pulled down his second board of the season at Jacksonville...Saw action against Fresno State in the Orange Bowl Classic...Attempted his first basket as a Gator in the final minute of the game vs. Georgia... Checked in for the final minute of the Tennessee game...Logged a career-long three minutes in the win over Texas A&M, grabbing one board... Saw action against South Carolina... Made an appearance in the regular-season finale against Kentucky.

## EDWARDS GAME HIGHS

<b>Points</b>	
Season	---
Career	---
<b>Rebounds</b>	
Season	1, 3x last vs. Texas A&M (2/1/14)
Career	Same
<b>Field Goals</b>	
Season	---
Career	---
<b>Field Goal Attempts</b>	
Season	1, vs. Georgia (1/14/14)
Career	Same
<b>3-Pointers</b>	
Season	---
Career	---
<b>3-Point Attempts</b>	
Season	---
Career	---
<b>Free Throws</b>	
Season	---
Career	---
<b>Free Throw Attempts</b>	
Season	---
Career	---
<b>Assists</b>	
Season	---
Career	---
<b>Steals</b>	
Season	---
Career	---
<b>Blocked Shots</b>	
Season	---
Career	---
<b>Minutes Played</b>	
Season	3, vs. Texas A&M (2/1/14)
Career	Same

# #15 WILL YEGUETE

SENIOR | FORWARD | 6-8 | 230 | BORDEAUX, FRANCE | FLORIDA AIR ACADEMY



Opponent	Date	gs	min	Total		3-Pointers		Free throws		Rebounds				pf	a	t/o	blk	stl	pts	avg	
				fg-fga	pct	3fg-fga	pct	ft-fa	pct	off	def	tot	avg								
NORTH FLORIDA	11/8/13	*	22	0-4	.000	0-1	.000	2-2	1.000	1	4	5	5.0	3	3	1	0	4	2	2.0	
at Wisconsin	11/12/13	*	25	3-3	1.000	0-0	.000	2-2	1.000	0	4	4	4.5	2	1	0	0	2	8	5.0	
UALR	11/16/13	*	25	2-5	.400	0-0	.000	2-2	1.000	0	3	3	4.0	0	1	4	1	0	6	5.3	
SOUTHERN U.	11/18/13	*	22	2-5	.400	1-1	1.000	0-0	.000	1	5	6	4.5	3	1	0	0	1	5	5.3	
MIDDLE TENNESSEE	11/21/13	*	24	4-5	.800	1-1	1.000	1-3	.333	1	4	5	4.6	3	1	2	0	1	10	6.2	
at Jacksonville	11/25/13	*	29	0-3	.000	0-0	.000	1-2	.500	3	4	7	5.0	2	2	2	0	0	1	5.3	
FLORIDA STATE	11/29/13	*	25	2-7	.286	1-2	.500	1-1	1.000	1	5	6	5.1	3	4	2	0	0	6	5.4	
at UConn	12/2/13	*	24	1-6	.167	0-0	.000	1-2	.500	2	0	2	4.8	2	0	0	0	1	3	5.1	
KANSAS	12/10/13	*	30	0-4	.000	0-1	.000	1-4	.250	3	3	6	4.9	2	0	1	0	1	1	4.7	
vs Memphis	12/17/13	*	25	2-4	.500	0-1	.000	0-1	.000	1	1	2	4.6	1	1	3	0	1	4	4.6	
vs Fresno State	12/21/13	*	28	2-4	.500	0-0	.000	5-6	.833	5	5	10	5.1	3	0	1	1	0	9	5.0	
SAVANNAH STATE	12/29/13	*	20	1-1	1.000	0-0	.000	3-4	.750	2	2	4	5.0	1	2	0	0	1	5	5.0	
RICHMOND	1/4/14	*	18	1-3	.333	0-0	.000	0-0	.000	1	6	7	5.2	0	1	3	1	1	2	4.8	
SOUTH CAROLINA	1/8/14	*	19	2-2	1.000	0-0	.000	4-7	.571	0	0	0	4.8	3	1	1	0	0	8	5.0	
at Arkansas	01/11/14	*	28	1-3	.333	0-1	.000	5-8	.625	1	4	5	4.8	2	0	1	0	1	7	5.1	
GEORGIA	1/14/14	*	25	5-6	.833	0-1	.000	2-2	1.000	1	5	6	4.9	3	0	4	0	1	12	5.6	
at Auburn	01/18/14	*	23	1-2	.500	0-0	.000	2-4	.500	2	4	6	4.9	3	2	1	1	5	4	5.5	
at Alabama	1/23/14	*	23	3-5	.600	0-0	.000	0-0	.000	3	8	11	5.3	2	0	1	0	0	6	5.5	
TENNESSEE	1/25/14	*	23	2-7	.286	0-1	.000	0-0	.000	0	4	4	5.2	3	1	0	0	1	4	5.4	
at Mississippi State	01/30/14	*	20	0-1	.000	0-0	.000	1-4	.250	0	4	4	5.2	0	1	0	0	1	1	5.2	
TEXAS A&M	2/1/14	*	23	2-5	.400	0-1	.000	1-2	.500	3	7	10	5.4	1	0	2	0	1	5	5.2	
MISSOURI	2/4/14	*	24	2-3	.667	0-0	.000	2-2	1.000	3	3	6	5.4	2	0	0	0	0	6	5.2	
ALABAMA	2/8/14	*	25	6-8	.750	0-0	.000	0-0	.000	1	2	3	5.3	4	4	2	0	2	12	5.5	
at Tennessee	02/11/14	*	25	2-3	.667	1-1	1.000	1-1	1.000	2	3	5	5.3	0	0	2	0	0	6	5.5	
at Kentucky	02/15/14	*	25	0-1	.000	0-1	.000	1-2	.500	0	4	4	5.2	3	2	0	1	2	1	5.4	
AUBURN	2/19/14	*	24	0-2	.000	0-0	.000	5-6	.833	4	4	8	5.3	3	2	1	0	0	5	5.3	
at Ole Miss	2/22/14	*	26	2-3	.667	0-1	.000	3-4	.750	2	3	5	5.3	3	1	1	0	0	7	5.4	
at Vanderbilt	02/25/14	*	21	1-3	.333	0-1	.000	0-0	.000	1	2	3	5.3	5	2	1	0	2	2	5.3	
LSU	3/1/14	*	22	2-4	.500	0-1	.000	0-0	.000	0	5	5	5.2	3	2	1	0	1	4	5.2	
at South Carolina	3/4/14	*	21	0-5	.000	0-0	.000	4-4	1.000	2	3	5	5.2	2	2	0	1	1	4	5.2	
KENTUCKY	3/8/14	*	24	2-4	.500	0-0	.000	1-2	.500	0	7	7	5.3	2	1	0	0	0	5	5.2	
vs Missouri	03/14/14	*	17	1-4	.250	0-1	.000	1-2	.500	1	3	4	5.3	2	1	2	0	2	3	5.1	
vs Tennessee	03/15/14	*	22	1-1	1.000	0-0	.000	0-0	.000	1	3	4	5.2	4	0	2	0	0	2	5.0	
vs Kentucky	03/16/14	*	25	0-5	.000	0-1	.000	1-2	.500	1	6	7	5.3	2	1	0	0	1	1	4.9	
vs Albany	3/20/14	*	17	1-2	.500	0-0	.000	0-0	.000	0	1	1	5.1	1	1	2	0	1	2	4.8	
vs Pittsburgh	3/22/14	*	23	4-5	.800	0-1	.000	0-0	.000	2	2	4	5.1	2	1	0	1	1	8	4.9	
vs UCLA	3/27/14	*	19	4-5	.800	0-0	.000	0-0	.000	0	7	7	5.2	1	1	0	0	1	8	5.0	
vs Dayton	3/29/14	*	25	1-4	.250	0-1	.000	2-3	.667	2	5	7	5.2	2	2	2	1	0	4	5.0	
vs UConn	4/5/14	*	23	0-2	.000	0-1	.000	2-2	1.000	1	2	3	5.2	2	0	0	0	0	2	4.9	
Totals			39	909	65-149	.436	4-21	.190	57-86	.663	54	147	201	5.2	85	45	45	8	37	191	4.9

Season	gp-gs	min/avg	Total		3-Point		F-Throws		Rebounds				Scoring							
			fg-fga	pct	fg-fga	pct	ft-fa	pct	off	def	tot	avg	pf	fo	ast	to	blk	stl	pts	avg
2010-11	31-0	221/7.1	14-35	.400	0-0	.000	12-27	.444	37	44	81	2.6	27	0	7	19	2	13	40	1.3
2011-12	26-10	569/21.9	50-86	.581	0-0	.000	14-39	.359	60	103	163	6.3	62	0	27	19	10	31	114	4.4
2012-13	31-10	648/20.9	60-113	.531	1-4	.250	49-86	.570	60	121	181	5.8	58	0	31	41	9	36	170	5.5
2013-14	39-39	909/23.3	65-149	.436	4-21	.190	57-86	.663	54	147	201	5.2	85	1	45	45	8	37	191	4.9
TOTAL	127-59	2347/18.5	189-383	.493	5-25	.200	132-238	.555	211	415	626	4.9	232	1	110	124	29	117	515	4.1

Athletic blue-collar forward with a nose for the ball defensively that can play inside as well as on the perimeter...Key component of the Florida press...AS A SENIOR IN 2013-14...Grabbed five rebounds and dished three assists and grabbed four steals vs. UNF...Perfect from the free-throw line and in field goals, going 2-2 and 3-3 respectively, at Wisconsin... Made the second 3-pointer of his career, while tallying six rebounds, a steal and an assist, in the win over Southern... Made a 3-pointer vs. MTSU, his second 3-pointer of the season after hitting only one in his three previous seasons as a Gator. Tallied 10 points vs. MTSU, his first double-digit performance of the season...Played a season-long 29 minutes at Jacksonville, grabbing a season-high seven rebounds...Had six rebounds and a season-best four assists in the win over the Seminoles...Went a season-best 5-of-6 from the free-throw line in Florida's win over Fresno State in the 2013 Orange Bowl Classic...Shot a season-best 5-for-8 from the free-throw line at Arkansas...Put up a season-best 12 points in the win over the Georgia Bulldogs for his second double-figure scoring game of the season, going 5-6 from the floor and 2-2 from the charity stripe...Had a career-high five steals in the conference win over Auburn... Grabbed a season-high 11 rebounds in the win at Alabama...Recorded his third double-figure rebounding game this season in the win over Texas A&M with 10...Matched a season-high 12 points, behind a season-best 6-of-8 shooting, and dished out four assists in the win over Alabama...Made his fourth 3-pointer of the season, the fifth of his career, in the conference win at Tennessee...Hit 5-of-6 from the free-throw line and grabbed eight rebounds vs. Auburn... Went a perfect 4-for-4 from the free-throw line against South Carolina... Grabbed a team-leading seven boards in the win over Kentucky in the SEC Championship game... Had a solid performance with eight points, four rebounds and one assist, block and steal in the win over Pitt... Led the team in rebounding with seven boards vs. UCLA... Grabbed seven boards and dished two assists vs. Dayton.

## YEGUETE HIGHLIGHTS

- Versatile defender with the ability to guard any position on the floor. A key component to the Florida press.
- Prototypical hustle player, provides defense, rebounding and energy.
- Has three career double-doubles.

## YEGUETE GAME HIGHS

<b>Points</b>	
Season	12, 2x, last vs. Alabama (2/8/14)
Career	14, 2x, last at Yale (1/6/13)
<b>Rebounds</b>	
Season	11, at Alabama (1/23/14)
Career	15, vs. NC A&T (11/18/10)
<b>Field Goals</b>	
Season	6, vs. Alabama (2/8/14)
Career	6, 4x, last vs. Alabama (2/8/14)
<b>Field Goal Attempts</b>	
Season	8, vs. Alabama (2/8/14)
Career	9, vs. Stetson (11/28/11)
<b>3-Pointers</b>	
Season	1, 4x, last at Tennessee (2/11/14)
Career	1, 5x, at Tennessee (2/11/14)
<b>3-Point Attempts</b>	
Season	2, vs. FSU (11/29/13)
Career	2, 2x, last vs. FSU (11/29/13)
<b>Free Throws</b>	
Season	5, 3x, last vs. Auburn (2/19/14)
Career	6, vs. SE Louisiana (12/19/12)
<b>Free Throw Attempts</b>	
Season	8, at Arkansas (1/11/14)
Career	9, vs. Minnesota (3/24/13)
<b>Assists</b>	
Season	4, 2x, last vs. Alabama (2/8/14)
Career	5, 2x, last vs. Alabama State (11/11/12)
<b>Steals</b>	
Season	5, at Auburn (1/18/14)
Career	Same
<b>Blocked Shots</b>	
Season	1, 7x, last vs. Pitt (3/22/14)
Career	2, vs. FGCU (3/29/13)
<b>Minutes Played</b>	
Season	30, vs. Kansas (12/10/13)
Career	33, vs. MTSU (11/18/12)

# #20 MICHAEL FRAZIER II

SOPHOMORE | GUARD | 6-4 | 199 | TAMPA, FLA. | MONTVERDE ACADEMY



Opponent	Date	gs	min	Total		3-Pointers		Free throws		Rebounds				pf	a	t/o	blk	stl	pts	avg	
				fg-fga	pct	3fg-fga	pct	ft-fa	pct	off	def	tot	avg								
NORTH FLORIDA	11/8/13		24	6-10	.600	1-3	.333	6-6	1.000	1	8	9	9.0	0	0	3	0	1	19	19.0	
at Wisconsin	11/12/13		33	7-11	.636	5-7	.714	1-2	.500	0	2	2	5.5	1	0	0	0	2	20	19.5	
UALR	11/16/13		26	2-9	.222	2-7	.286	0-0	.000	0	2	2	4.3	3	1	0	0	2	6	15.0	
SOUTHERN U.	11/18/13		24	3-9	.333	3-7	.429	0-0	.000	2	2	4	4.3	3	2	0	2	9	13.5		
MIDDLE TENNESSEE	11/21/13	*	36	5-9	.556	1-3	.333	2-2	1.000	0	2	2	3.8	1	2	2	0	0	13	13.4	
at Jacksonville	11/25/13		27	5-6	.833	5-6	.833	2-2	1.000	0	2	2	3.5	0	0	1	0	1	17	14.0	
FLORIDA STATE	11/29/13	*	33	6-11	.545	5-8	.625	0-0	.000	0	2	2	3.3	1	0	1	0	1	17	14.4	
at UConn	12/2/13	*	39	3-5	.600	1-3	.333	0-0	.000	0	5	5	3.5	1	2	0	0	2	7	13.5	
KANSAS	12/10/13	*	25	1-4	.250	1-2	.500	0-0	.000	1	2	3	3.4	3	1	0	0	2	3	12.3	
vs Memphis	12/17/13	*	30	3-7	.429	2-4	.500	3-3	1.000	0	3	3	3.4	0	1	2	0	2	11	12.2	
vs Fresno State	12/21/13	*	26	1-5	.200	1-5	.200	1-2	.500	2	2	4	3.5	1	1	1	1	1	4	11.5	
SAVANNAH STATE	12/29/13	*	25	3-5	.600	3-5	.600	2-2	1.000	0	4	4	3.5	3	0	4	2	1	11	11.4	
RICHMOND	1/4/14	*	29	6-10	.600	3-7	.429	3-4	.750	1	3	4	3.5	3	0	1	0	0	18	11.9	
SOUTH CAROLINA	1/8/14	*	29	3-8	.375	2-7	.286	0-0	.000	1	3	4	3.6	2	1	1	0	1	8	11.6	
at Arkansas	01/11/14	*	29	4-7	.571	4-7	.571	3-4	.750	0	3	3	3.5	2	0	2	0	1	15	11.9	
GEORGIA	1/14/14	*	31	7-16	.438	5-12	.417	2-2	1.000	1	3	4	3.6	0	2	0	0	1	21	12.4	
at Auburn	01/18/14	*	19	0-2	.000	0-2	.000	0-0	.000	0	2	2	3.5	3	0	2	0	0	0	11.7	
at Alabama	1/23/14	*	33	5-13	.385	5-13	.385	3-3	1.000	0	2	2	3.4	2	3	1	0	0	18	12.1	
TENNESSEE	1/25/14	*	32	5-8	.625	3-6	.500	4-4	1.000	0	4	4	3.4	2	2	0	0	0	17	12.3	
at Mississippi State	01/30/14	*	29	3-9	.333	3-9	.333	0-0	.000	0	2	2	3.4	4	0	0	0	2	9	12.2	
TEXAS A&M	2/1/14	*	33	6-15	.400	3-11	.273	6-8	.750	4	4	8	3.6	1	2	1	0	1	21	12.6	
MISSOURI	2/4/14	*	34	5-12	.417	4-11	.364	0-0	.000	1	2	3	3.5	0	2	0	1	1	14	12.6	
ALABAMA	2/8/14	*	34	5-10	.500	3-8	.375	1-2	.500	0	2	2	3.5	2	3	3	1	1	14	12.7	
at Tennessee	02/11/14	*	32	4-10	.400	3-6	.500	0-0	.000	1	1	2	3.4	2	0	0	1	2	11	12.6	
at Kentucky	02/15/14	*	32	1-5	.200	1-4	.250	0-0	.000	0	4	4	3.4	1	1	0	0	0	3	12.2	
AUBURN	2/19/14	*	33	3-10	.300	3-9	.333	0-0	.000	0	3	3	3.4	2	0	1	0	1	9	12.1	
at Ole Miss	2/22/14	*	29	5-12	.417	5-10	.500	2-2	1.000	1	2	3	3.4	2	2	3	0	1	17	12.3	
at Vanderbilt	02/25/14	*	35	3-8	.375	2-7	.286	1-2	.500	0	6	6	3.5	0	1	2	0	0	9	12.2	
LSU	3/1/14	*	33	5-8	.625	4-6	.667	0-0	.000	0	3	3	3.5	2	4	1	0	1	14	12.2	
at South Carolina	3/4/14	*	31	12-21	.571	11-18	.611	2-2	1.000	1	2	3	3.5	4	1	1	0	4	37	13.1	
KENTUCKY	3/8/14	*	31	3-8	.375	3-7	.429	0-0	.000	0	0	0	3.4	0	2	2	0	2	9	12.9	
vs Missouri	03/14/14	*	33	5-7	.714	5-7	.714	0-0	.000	1	4	5	3.4	1	0	0	0	2	15	13.0	
vs Tennessee	03/15/14	*	30	2-6	.333	1-2	.500	2-3	.667	1	3	4	3.4	1	0	1	0	4	7	12.8	
vs Kentucky	03/16/14	*	30	5-8	.625	4-6	.667	0-0	.000	0	5	5	3.5	3	0	2	0	0	14	12.9	
vs Albany	3/20/14	*	31	1-5	.200	1-4	.250	0-0	.000	0	5	5	3.5	2	2	0	0	0	3	12.6	
vs Pittsburgh	3/22/14	*	32	3-10	.300	2-9	.222	2-2	1.000	0	3	3	3.5	0	1	1	0	1	10	12.5	
vs UCLA	3/27/14	*	36	7-13	.538	5-8	.625	0-0	.000	1	5	6	3.6	1	3	3	0	1	19	12.7	
vs Dayton	3/29/14	*	34	4-8	.500	2-5	.400	0-0	.000	1	1	2	3.5	2	0	1	0	0	10	12.6	
vs UConn	4/5/14	*	32	1-3	.333	1-3	.333	0-0	.000	1	2	3	3.5	1	0	1	0	0	3	12.4	
Totals			34	1194	158-343	.461	118-264	.447	48-57	.842	22	115	137	3.5	62	43	46	7	43	482	12.4

Season	gp-gs	min/avg	Total		3-Point		F-Throws		Rebounds				Scoring							
			fg-fga	pct	fg-fga	pct	ft-fa	pct	off	def	tot	avg	pf	fo	ast	to	blk	stl	pts	avg
2012-13	36-1	647/18.0	62-139	.446	52-111	.468	26-31	.839	16	97	113	3.1	53	0	34	30	1	20	202	5.6
2013-14	39-34	1194/30.6	158-343	.461	118-264	.447	48-57	.842	22	115	137	3.5	62	0	43	46	7	43	482	12.4
TOTAL	75-35	1841/24.5	220-482	.456	170-375	.453	74-88	.841	38	212	250	3.3	115	0	77	76	8	63	684	9.1

A 2013 SEC All-Freshman performer who shot .468 from 3-point range in 2012-13...Has an impressive mid-range game and can also attack the basket on the drive...Brings a high basketball IQ and impressive leadership qualities and work ethic to the Gators...AS A SOPHOMORE IN 2013-14...Matched a personal best with nine rebounds in the season opener vs. UNF...Set a new career high of 20 points at Wisconsin, going 5-of-7 from 3-point range...Contributed 13 points in a career-long 36 minutes in the win over Middle Tennessee...Went a stellar 5-for-6 from 3-point range in the win over Jacksonville, finishing with 17 points...In his fifth double-figure scoring game of the season, Frazier went 5-for-8 from 3-point range vs. FSU...Tallied seven points, five rebounds, two assists and two steals in a tenacious 39 minutes at UConn... Scored 11 points vs Memphis in the Jimmy V. Classic...Blocked a career-high two shots vs. Savannah State...Led the team in scoring with 18 points vs. Richmond...Connected on five 3-pointers vs. Georgia, for the fourth time this season, to increase his streak to 16-consecutive games with a trey...Recorded five 3-pointers at Alabama for the fifth game this season - which is more than any UF player had last year - while also matching a career-best three assists...Scored a game-high 17 points in the win over Tennessee, hitting 5-for-8 from the field and 4-for-4 from the charity stripe...Put up a career-high-tying 21 points against Texas A&M, shooting 6-for-8 from the charity stripe...Earned his 14th double-figure scoring game with 14 points in the win over Missouri...Despite shooting 3-for-9 from long range against Auburn, he hit when it mattered, connecting on a deep 3-pointer from the top of the key with 41 seconds remaining in the game to put the Gators up one...Drained five 3s in the win at Ole Miss, marking the sixth time this season he has hit at least five in a game, more so than any of the Gators combined last year...Had nine points and six boards at Vanderbilt...Dished a personal-best four assists in the win over LSU...Connected on an SEC- and school-record 11 3-pointers for a career-high 37 points - the first Gator to score 30+ points since Erving Walker on Feb. 18, 2012 - and matched a season-best four steals in the win over South Carolina...Had 15 points on five 3s for the eighth time this year, the most by a player under Donovan, in the SEC Quarterfinals against Missouri...Went 4-of-6 from long range, co-leading the team with 14 points vs. Kentucky in the SEC Championship game...Had 10 points vs. Pitt...Connected on five 3-pointers, for the ninth time this season, for a game-high 19 points vs. UCLA... Connected on just one three-pointer in the National Semifinal vs. UConn.

## FRAZIER HIGHLIGHTS

- Hit an SEC- and school-record 11 3-pointers at South Carolina on March 4, 2014. His 37 total points tie him with Joakim Noah for the most points scored by a player in the Donovan era.
- Set the Florida single-season record for 3-pointers, breaking Lee Humphrey's record of 113, set in 2005-06 and 2006-07.
- Named to the All-NCAA Tournament South Region and All-SEC Tournament teams.

## FRAZIER GAME HIGHS

<b>Points</b>	
Season	37, at South Carolina (3/4/14)
Career	Same
<b>Rebounds</b>	
Season	9, vs. UNF (11/08/13)
Career	9, 2x, last vs. UNF (11/08/13)
<b>Field Goals</b>	
Season	12, at South Carolina (3/4/14)
Career	Same
<b>Field Goal Attempts</b>	
Season	21, at South Carolina (3/4/14)
Career	Same
<b>3-Pointers</b>	
Season	11, at South Carolina (3/4/14)
Career	Same
<b>3-Point Attempts</b>	
Season	18, at South Carolina (3/4/14)
Career	Same
<b>Free Throws</b>	
Season	6, 2x, last vs. Texas A&M (2/1/14)
Career	Same
<b>Free Throw Attempts</b>	
Season	8, vs. Texas A&M (2/1/14)
Career	Same
<b>Assists</b>	
Season	4, vs. LSU (3/1/14)
Career	Same
<b>Steals</b>	
Season	4, 2x, last vs. Tennessee (3/15/14)
Career	4, 3x, last vs. Tennessee (3/15/14)
<b>Blocked Shots</b>	
Season	2, vs. Savannah State (12/29/13)
Career	Same
<b>Minutes Played</b>	
Season	39, at UConn (12/2/13)
Career	Same



# #23 CHRIS WALKER

FRESHMAN | FORWARD | 6-10 | 220 | BONIFAY, FLA. | HOLMES COUNTY



Opponent	Date	gs	min	Total		3-Pointers		Free throws		Rebounds				pf	a	t/o	blk	stl	pts	avg
				fg-fga	pct	3fg-fga	pct	ft-fa	pct	off	def	tot	avg							
MISSOURI	2/4/14	7	2-2	1.000	0-0	.000	0-0	.000	0	2	2	2.0	2	0	0	2	0	4	4.0	
ALABAMA	2/8/14	4	2-3	.667	0-0	.000	0-0	.000	0	1	1	1.5	2	0	0	0	0	4	4.0	
at Tennessee	02/11/14	5	0-0	.000	0-0	.000	0-0	.000	1	2	3	2.0	2	0	2	0	0	2.7		
at Kentucky	02/15/14	2	0-1	.000	0-0	.000	0-0	.000	0	0	0	1.5	1	0	0	0	0	2.0		
AUBURN	2/19/14	4	0-1	.000	0-0	.000	0-0	.000	0	0	0	1.2	0	0	0	1	0	1.6		
at Ole Miss	2/22/14	6	1-1	1.000	0-0	.000	0-1	.000	1	0	1	1.2	0	0	0	0	2	1.7		
at Vanderbilt	02/25/14	1	0-0	.000	0-0	.000	0-0	.000	0	0	0	1.0	1	0	0	0	0	1.4		
LSU	3/1/14	14	1-3	.333	0-0	.000	0-1	.000	0	6	6	1.6	0	0	2	1	2	1.5		
at South Carolina	3/4/14	7	2-3	.667	0-0	.000	0-0	.000	2	0	2	1.7	2	1	0	0	4	1.8		
KENTUCKY	3/8/14	5	1-1	1.000	0-0	.000	0-0	.000	0	1	1	1.6	2	0	0	0	2	1.8		
vs Missouri	03/14/14	6	2-3	.667	0-0	.000	0-1	.000	1	0	1	1.5	2	0	0	0	4	2.0		
vs Tennessee	03/15/14	5	0-1	.000	0-0	.000	0-0	.000	0	1	1	1.5	0	0	0	0	0	1.8		
vs Kentucky	03/16/14	3	2-3	.667	0-0	.000	1-2	.500	2	0	2	1.5	2	0	0	0	1	2.1		
vs Albany	3/20/14	6	0-0	.000	0-0	.000	0-0	.000	0	1	1	1.5	0	0	0	1	0	1.9		
vs Pittsburgh	3/22/14	2	0-0	.000	0-0	.000	0-0	.000	0	0	0	1.4	0	0	0	0	0	1.8		
vs UCLA	3/27/14	6	3-5	.600	0-0	.000	1-2	.500	3	0	3	1.5	2	0	0	1	0	2.1		
vs Dayton	3/29/14	2	0-0	.000	0-0	.000	0-0	.000	0	0	0	1.4	1	0	0	0	0	2.0		
vs UConn	4/5/14	2	0-0	.000	0-0	.000	0-0	.000	0	0	0	1.3	0	0	0	0	0	1.9		
Totals		0	87	16-27	.593	0-0	.000	2-7	.286	10	14	24	1.3	19	1	2	7	2	34	1.9

Games played: 18  
 Minutes/game: 4.8  
 Points/game: 1.9  
 FG Pct: 59.3  
 FT Pct: 28.6

Rebounds/game: 1.3  
 Assists/game: 0.1  
 Turnovers/game: 0.1  
 Assist/turnover ratio: 0.5  
 Steals/game: 0.1  
 Blocks/game: 0.4

### C. WALKER HIGHLIGHTS

- McDonald's All-American big man who runs the floor exceptionally well with the ability to finish at the rim or get a shot facing the basket.
- Led Holmes County to the IA state championship during his senior season, tallying 30 points, 15 rebounds and seven blocks in the title game.

Season	gp-gs	min/avg	Total		3-Point		F-Throws		Rebounds				Scoring							
			fg-fga	pct	fg-fga	pct	ft-fa	pct	off	def	tot	avg	pf	fo	ast	to	blk	stl	pts	avg
2013-14	18-0	87/4.8	16-27	.593	0-0	.000	2-7	.286	10	14	24	1.3	19	0	1	2	7	2	34	1.9
TOTAL	18-0	87/4.8	16-27	.593	0-0	.000	2-7	.286	10	14	24	1.3	19	0	1	2	7	2	34	1.9

A McDonald's All-American who plays with energy, excels in the open floor and has the ability to finish around the rim and as a face-up shooter...An adept passer for his size who has the explosiveness to be a shot-blocker on or off the ball...Runs the floor extremely well and has game-changing athleticism...AS A FRESHMAN IN 2013-14...Made his highly anticipated collegiate debut on Feb. 4 against Missouri, recording two dunks on alley-oop passes from Kasey Hill in the first half and finishing the game with four points, one rebound and two blocked shots in seven minutes...Made his third appearance as a Gator and pulled down a personal-best three boards at Tennessee...Recorded one block - his third in four games - in only four minutes of playing time vs. Auburn...Co-led the team with Patric Young, grabbing a career-high six boards while recording one steal and two impressive blocks in the win over LSU...Tallied a career-high-tying four points and recorded his first assist in the win at South Carolina...Had four points in the win over Missouri in the SEC Tournament...Had a personal-best five points and completed the first three-point play of his career in the win over Kentucky in the SEC Championship game...Had a career-best seven points, going 3-of-5 from the field, while adding three rebounds and one block in only six minutes of play in the win over UCLA in the Sweet 16.

### C. WALKER GAME HIGHS

<b>Points</b>	Season/Career	7, vs. UCLA (3/27/14)
<b>Rebounds</b>	Season/Career	6, vs. LSU (3/1/14)
<b>Field Goals</b>	Season/Career	3, vs. UCLA (3/27/14)
<b>Field Goal Attempts</b>	Season/Career	5, vs. UCLA (3/27/14)
<b>3-Pointers</b>	Season/Career	---
<b>3-Point Attempts</b>	Season/Career	---
<b>Free Throws</b>	Season/Career	1, 2x, last vs. UCLA (3/27/14)
<b>Free Throw Attempts</b>	Season/Career	2, 2x, last vs. UCLA (3/27/14)
<b>Assists</b>	Season/Career	1, at South Carolina (3/4/14)
<b>Steals</b>	Season/Career	1, 2x, last vs. Kentucky (3/16/14)
<b>Blocked Shots</b>	Season/Career	2, 2x, last vs. LSU (3/1/14)
<b>Minutes Played</b>	Season/Career	14, vs. LSU (3/1/14)

# #24 CASEY PRATHER

SENIOR | FORWARD | 6-6 | 212 | JACKSON, TENN. | NORTH SIDE



Opponent	Date	qs	min	Total		3-Pointers		Free throws		Rebounds				pf	a	t/o	blk	stl	pts	avg	
				fg-fga	pct	3fg-fga	pct	ft-fa	pct	off	def	tot	avg								
NORTH FLORIDA	11/8/13	*	34	10-15	.667	0-0	.000	8-11	.727	4	4	8	8.0	2	1	3	1	1	28	28.0	
at Wisconsin	11/12/13	*	35	5-11	.455	0-0	.000	2-3	.667	1	4	5	6.5	3	1	5	0	0	12	20.0	
UALR	11/16/13	*	31	10-11	.909	1-1	1.000	6-8	.750	2	3	5	6.0	2	5	2	1	1	27	22.3	
SOUTHERN U.	11/18/13	*	28	2-10	.200	0-1	.000	6-7	.857	6	3	9	6.8	4	4	2	1	1	10	19.3	
MIDDLE TENNESSEE	11/21/13	*	19	4-5	.800	0-0	.000	3-4	.750	0	4	4	6.2	2	2	3	0	2	11	17.6	
at Jacksonville	11/25/13	*	33	11-13	.846	0-0	.000	5-9	.556	1	4	5	6.0	1	3	2	1	0	27	19.2	
FLORIDA STATE	11/29/13	*	26	6-10	.600	0-1	.000	7-9	.778	3	1	4	5.7	4	1	0	0	0	19	19.1	
at UConn	12/2/13	*	37	8-13	.615	0-0	.000	3-5	.600	4	3	7	5.9	1	3	5	1	0	19	19.1	
KANSAS	12/10/13	*	30	1-5	.200	0-0	.000	10-12	.833	3	5	8	6.1	3	1	2	0	0	12	18.3	
vs Memphis	12/17/13	*	30	8-13	.615	0-0	.000	6-6	1.000	0	4	4	5.9	2	0	1	1	0	22	18.7	
vs Fresno State	12/21/13	*	30	8-11	.727	0-0	.000	0-0	.000	1	4	5	5.8	3	2	0	0	0	16	18.5	
SAVANNAH STATE	12/29/13	*	21	5-8	.625	0-0	.000	0-2	.000	3	1	4	5.7	2	1	5	1	1	10	17.8	
RICHMOND	1/4/14	*	30	5-11	.455	0-0	.000	2-5	.400	3	4	7	5.8	3	3	1	0	2	12	17.3	
SOUTH CAROLINA	1/8/14	*	18	5-5	1.000	0-0	.000	3-5	.600	0	2	2	5.5	2	3	2	1	2	13	17.0	
at Auburn	01/18/14		29	8-10	.800	0-0	.000	5-7	.714	2	4	6	5.5	2	1	1	0	1	21	17.3	
at Alabama	1/23/14	*	30	6-16	.375	0-0	.000	2-3	.667	2	4	6	5.6	4	0	0	3	0	14	17.1	
TENNESSEE	1/25/14	*	22	5-7	.714	0-0	.000	2-3	.667	0	3	3	5.4	4	0	1	0	0	12	16.8	
at Mississippi State	01/30/14	*	31	7-8	.875	0-0	.000	2-7	.286	3	4	7	5.5	0	0	3	1	0	16	16.7	
TEXAS A&M	2/1/14		21	3-5	.600	0-0	.000	1-2	.500	0	1	1	5.3	1	1	2	0	0	7	16.2	
MISSOURI	2/4/14	*	21	2-4	.500	0-0	.000	1-2	.500	1	2	3	5.2	2	0	0	0	0	5	15.7	
ALABAMA	2/8/14	*	33	7-11	.636	0-0	.000	1-1	1.000	3	3	6	5.2	3	3	0	0	0	15	15.6	
at Tennessee	02/11/14	*	25	2-7	.286	1-1	1.000	4-6	.667	3	5	8	5.3	2	1	4	1	0	9	15.3	
at Kentucky	02/15/14	*	33	8-9	.889	0-0	.000	8-12	.667	1	3	4	5.3	1	1	2	0	4	24	17.7	
AUBURN	2/19/14	*	31	6-8	.750	0-0	.000	4-5	.800	3	6	9	5.4	1	2	4	0	2	16	15.7	
at Ole Miss	2/22/14	*	27	3-10	.300	0-1	.000	1-2	.500	2	3	5	5.4	2	2	3	0	0	7	15.4	
at Vanderbilt	02/25/14	*	30	1-5	.200	0-0	.000	0-0	.000	2	4	6	5.4	2	3	3	1	4	2	14.8	
LSU	3/1/14	*	23	6-7	.857	0-0	.000	2-2	1.000	1	1	2	5.3	1	0	2	1	1	14	14.8	
at South Carolina	3/4/14	*	22	3-3	1.000	0-0	.000	1-2	.500	3	2	5	5.3	3	1	2	0	4	7	14.5	
KENTUCKY	3/8/14	*	29	5-5	1.000	0-0	.000	5-9	.556	1	2	3	5.2	2	2	2	0	1	15	14.6	
vs Missouri	03/14/14	*	28	1-6	.167	0-0	.000	7-8	.875	1	2	3	5.1	1	2	3	0	0	9	14.4	
vs Tennessee	03/15/14	*	33	5-7	.714	0-0	.000	2-4	.500	0	1	1	5.0	2	5	4	0	1	12	14.3	
vs Kentucky	03/16/14	*	31	4-9	.444	0-0	.000	3-5	.600	4	1	5	5.0	1	1	2	0	4	11	14.2	
vs Albany	3/20/14	*	30	6-11	.545	0-0	.000	4-5	.800	0	2	2	4.9	2	1	1	3	2	16	14.2	
vs Pittsburgh	3/22/14	*	32	3-6	.500	0-0	.000	2-2	1.000	2	4	6	4.9	1	2	1	0	3	8	14.1	
vs UCLA	3/27/14	*	19	3-5	.600	0-0	.000	6-8	.750	1	2	3	4.9	4	1	3	2	0	12	14.0	
vs Dayton	3/29/14	*	22	2-5	.400	0-0	.000	2-4	.500	2	5	7	4.9	2	0	2	0	0	6	13.8	
vs UConn	4/5/14	*	30	6-10	.600	0-0	.000	3-5	.600	4	2	6	5.0	1	1	2	0	0	15	13.8	
Totals			35	1034	190-315	.603	2-5	.400	129-190	.679	72	112	184	5.0	78	60	80	20	37	511	13.8

Season	gp-gs	min/avg	Total		3-Point		F-Throws		Rebounds				Scoring							
			fg-fga	pct	fg-fga	pct	ft-fa	pct	off	def	tot	avg	pf	fo	ast	to	blk	stl	pts	avg
2010-11	33-2	222/6.7	17-39	.436	4-15	.267	0-0	.000	13	24	37	1.1	20	0	12	18	2	7	38	1.2
2011-12	28-0	266/9.5	22-60	.367	2-5	.400	11-28	.393	28	21	49	1.8	45	2	8	21	8	12	57	2.0
2012-13	29-2	497/17.1	79-127	.622	2-7	.286	21-36	.583	40	66	106	3.7	56	2	29	30	16	25	181	6.2
2013-14	37-35	1034/27.9	190-315	.603	2-5	.400	129-190	.679	72	112	184	5.0	78	0	60	80	20	37	511	13.8
TOTAL	127-39	2019/15.9	308-541	.569	10-32	.313	161-254	.634	153	223	376	3.0	199	4	109	149	46	81	787	6.2

A hard-working athletic forward who loves physical play and rebounding on both ends of the floor...Able to easily navigate traffic with his ball-handling skills to generate scoring opportunities...AS A SENIOR IN 2013-14...Exploded for a career-best 28 points in UF's season opener vs. UNF...Went 10-for-11 from the field and set a new career-best of five assists vs. UALR... Grabbed a team-high nine boards against Southern, matching a career best, and led the team with four assists...Shot 11-for-13 from the field at Jacksonville, finishing with 27 points, 5 rebounds, three assists and one block...Went 6-10 from the field and 7-9 from the charity stripe against FSU...Led the Gators in scoring with 19 points at UConn...Shot a career-best 10-for-12 from the free-throw line vs. Kansas...Finished the Jimmy V. Classic vs. Memphis with a game-high 22 points, shooting a perfect 6-for-6 from the free-throw line and scoring the team's final eight points of the game...Put up 16 points vs. Fresno State to earn the 2013 Orange Bowl Classic MVP honor...Notched 13 points in the SEC opener vs. South Carolina - including 10 in the first half - to mark his 14th consecutive double-figure outing of the season...After sitting out two games due to a knee injury, made a strong return at Auburn, going 8-10 from the field and 5-7 from the free-throw line for a game-high 21 points...Recorded a career-best three blocks at Alabama...Ended his streak of scoring in double digits in every game he's played, putting up seven against Texas A&M while playing limited minutes due to injury...Scored a game-high 24 points for his sixth 20+ point game of the season, was 2-for-2 on three-point conversions, and recorded a personal-best four takeaways at Kentucky...Matched a career-best nine boards vs. Auburn, dropping 16 points and completing both of his three-point conversions for the second-consecutive game...Matched a career-high four steals at Vanderbilt... Had 14 points on 6-of-7 shooting vs. LSU...Matched a personal-best four steals, for the third time this year, at South Carolina...Went a perfect 5-of-5 from the field, scoring 15 points on Senior Day vs. Kentucky...Had 12 points on 5-of-7 shooting and matched a career-best five assists vs. Tennessee in the SEC Semifinals...Matched a career-best four steals vs. Kentucky in the SEC Championship game...Co-led the team in points with 16 and swatted away a career-high-tying three blocks vs. Albany in the NCAA Tournament...Had eight points, six rebounds and three steals vs. Pitt...Blocked two shots and hit 6-of-8 from the free-throw line for a total of 12 points vs. UCLA... Grabbed seven boards vs. Dayton... Went 6-10 from the field with 15 points in the National Semifinal against UConn.

## PRATHER HIGHLIGHTS

- Exploded for a career-high 28 points in the season opener vs. UNF on 10-for-15 shooting.
- Named a Wooden, USA Today and AP All-American and first-team All-SEC.
- Scored in double-digits in the first 18 games he played in during the 2013-14 season.

## PRATHER GAME HIGHS

<b>Points</b>	
Season	28, vs. UNF (11/08/13)
Career	Same
<b>Rebounds</b>	
Season	9, 2x, last vs. Auburn (2/19/14)
Career	9, 5x, last vs. Auburn (2/19/14)
<b>Field Goals</b>	
Season	11, at Jacksonville (11/25/13)
Career	Same
<b>Field Goal Attempts</b>	
Season	16, at Alabama (1/23/14)
Career	Same
<b>3-Pointers</b>	
Season	1, 2x, last at Tennessee (2/11/14)
Career	2, vs. NC A&T (11/18/10)
<b>3-Point Attempts</b>	
Season	1, 5x, last at Ole Miss (2/22/14)
Career	4, vs. NC A&T (11/18/10)
<b>Free Throws</b>	
Season	10, vs. Kansas (12/10/13)
Career	Same
<b>Free Throw Attempts</b>	
Season	12, 2x, last at Kentucky (2/15/14)
Career	Same
<b>Assists</b>	
Season	5, 2x, last vs. Tennessee (3/15/14)
Career	Same
<b>Steals</b>	
Season	4, 4x, last vs. Kentucky (3/16/14)
Career	Same
<b>Blocked Shots</b>	
Season	3, 2x, last vs. Albany (3/20/14)
Career	Same
<b>Minutes Played</b>	
Season	37, at UConn (12/2/13)
Career	Same

# #25 DEVON WALKER

SOPHOMORE | G/F | 6-6 | 191 | WINTER HAVEN, FLA. | WINTER HAVEN



Opponent	Date	gs	min	Total		3-Pointers		Free throws		Rebounds				Scoring							
				fg-fga	pct	3fg-fga	pct	ft-fa	pct	off	def	tot	avg	pf	a	t/o	blk	stl	pts	avg	
NORTH FLORIDA	11/8/13	*	17	1-2	.500	0-0	.000	2-2	1.000	1	0	1	1.0	2	0	2	0	0	4	4.0	
at Wisconsin	11/12/13	*	17	0-3	.000	0-2	.000	0-0	.000	1	0	1	1.0	1	0	3	1	0	0	2.0	
UALR	11/16/13	*	27	0-4	.000	0-3	.000	0-0	.000	1	2	3	1.7	1	2	1	1	0	1.3	1.3	
SOUTHERN U.	11/18/13	*	29	4-9	.444	1-5	.200	1-2	.500	1	2	3	2.0	1	2	1	0	1	10	3.5	
MIDDLE TENNESSEE	11/21/13	*	32	2-5	.400	2-4	.500	4-4	1.000	0	1	1	1.8	2	1	0	0	2	10	4.8	
at Jacksonville	11/25/13	*	7	0-0	.000	0-0	.000	0-0	.000	0	0	0	1.5	0	1	0	0	0	4.0		
at UConn	12/2/13		2	0-0	.000	0-0	.000	0-0	.000	0	0	0	1.3	0	0	0	0	1	0	3.4	
vs Memphis	12/17/13		2	0-0	.000	0-0	.000	2-3	.667	0	0	0	1.1	0	0	1	0	0	2	3.3	
vs Fresno State	12/21/13		12	1-2	.500	1-1	1.000	1-2	.500	0	0	0	1.0	0	1	1	1	0	4	3.3	
SAVANNAH STATE	12/29/13		23	2-3	.667	1-2	.500	3-5	.600	0	7	7	1.6	2	1	1	1	0	8	3.8	
RICHMOND	1/4/14		9	1-2	.500	1-2	.500	0-0	.000	0	0	0	1.5	0	0	1	0	0	3	3.7	
SOUTH CAROLINA	1/8/14		19	1-2	.500	0-1	.000	0-0	.000	1	3	4	1.7	1	0	1	1	1	2	3.6	
at Arkansas	01/11/14	*	23	0-4	.000	0-4	.000	2-2	1.000	1	5	6	2.0	1	1	2	2	2	2	3.5	
GEORGIA	1/14/14		22	1-4	.250	1-2	.500	0-0	.000	1	1	2	2.0	2	2	0	2	0	3	3.4	
at Auburn	01/18/14		11	0-2	.000	0-2	.000	0-0	.000	0	1	1	1.9	1	0	0	0	0	0	3.2	
at Alabama	1/23/14		5	1-3	.333	1-3	.333	0-0	.000	0	0	0	1.8	1	1	0	0	0	3	3.2	
TENNESSEE	1/25/14		13	0-1	.000	0-1	.000	0-0	.000	0	0	0	1.7	0	0	0	1	0	0	3.0	
at Mississippi State	01/30/14		6	0-1	.000	0-1	.000	0-0	.000	0	1	1	1.7	1	0	0	0	0	0	2.8	
MISSOURI	2/4/14		6	0-2	.000	0-2	.000	0-0	.000	0	0	0	1.6	0	0	0	0	0	0	2.7	
ALABAMA	2/8/14		3	0-0	.000	0-0	.000	0-0	.000	0	0	0	1.5	1	0	0	0	0	0	2.6	
at Tennessee	02/11/14		8	2-2	1.000	2-2	1.000	0-0	.000	0	0	0	1.4	1	0	0	0	1	6	2.7	
at Kentucky	02/15/14		5	0-2	.000	0-1	.000	0-0	.000	0	1	1	1.4	2	1	1	0	0	0	2.6	
AUBURN	2/19/14		14	2-3	.667	2-3	.667	0-0	.000	0	1	1	1.4	2	2	0	0	0	6	2.7	
at Ole Miss	2/22/14		15	2-6	.333	2-6	.333	1-2	.500	1	0	1	1.4	0	1	0	0	2	7	2.9	
at Vanderbilt	02/25/14		19	2-3	.667	2-2	1.000	0-0	.000	1	0	1	1.4	0	0	0	1	6	3.0		
LSU	3/1/14		11	2-3	.667	2-3	.667	0-0	.000	0	0	0	1.3	0	0	2	0	1	6	3.2	
at South Carolina	3/4/14		11	0-3	.000	0-3	.000	0-0	.000	0	1	1	1.3	1	1	1	0	0	0	3.0	
KENTUCKY	3/8/14		9	1-2	.500	1-2	.500	0-2	.000	0	2	2	1.3	2	0	0	1	0	3	3.0	
vs Missouri	03/14/14		5	0-3	.000	0-2	.000	0-0	.000	2	0	2	1.3	3	1	0	0	0	0	2.9	
vs Tennessee	03/15/14		7	0-0	.000	0-0	.000	0-0	.000	0	0	0	1.3	0	0	0	1	0	0	2.8	
vs Kentucky	03/16/14		7	0-1	.000	0-1	.000	0-0	.000	0	1	1	1.3	1	0	1	0	0	0	2.7	
vs Albany	3/20/14		7	0-1	.000	0-1	.000	0-0	.000	0	1	1	1.3	1	1	0	0	0	0	2.7	
vs UCLA	3/27/14		7	0-1	.000	0-1	.000	0-0	.000	0	0	0	1.2	0	0	0	1	0	0	2.6	
vs Dayton	3/29/14		8	0-2	.000	0-1	.000	0-0	.000	0	2	2	1.3	0	0	0	0	0	0	2.5	
vs UConn	4/5/14		5	0-0	.000	0-0	.000	0-0	.000	0	0	0	1.2	0	0	0	0	0	0	2.4	
Totals			7	423	25-81	.309	19-63	.302	16-24	.667	11	32	43	1.2	30	19	20	13	13	85	2.4

Games played: 35  
 Minutes/game: 12.1  
 Points/game: 2.4  
 FG Pct: 30.9  
 3FG Pct: 30.2  
 FT Pct: 66.7

Rebounds/game: 1.2  
 Assists/game: 0.5  
 Turnovers/game: 0.6  
 Assist/turnover ratio: 1.0  
 Steals/game: 0.4  
 Blocks/game: 0.4

Season	gp-gs	min/avg	Total		3-Point		F-Throws		Rebounds				Scoring							
			fg-fga	pct	fg-fga	pct	ft-fa	pct	off	def	tot	avg	pf	fo	ast	to	blk	stl	pts	avg
2012-13	25-0	99/4.0	4-22	.182	1-7	.143	11-14	.786	6	11	17	0.7	10	0	2	3	4	2	20	0.8
2013-14	35-7	423/12.1	25-81	.309	19-63	.302	16-24	.667	11	32	43	1.2	30	0	19	20	13	13	85	2.4
TOTAL	60-7	522/8.7	29-103	.282	20-70	.286	27-38	.711	17	43	60	1.0	40	0	21	23	17	15	105	1.8

Appeared in 25 games as a freshman...Athletic and versatile wing player with the ability to contribute at three positions... AS A SOPHOMORE 2013-14...Made his first career start in the season opener vs. UNF...Had a career day against Southern, going 4-for-9 from the field, including his first 3-pointer of the season and second of his career...Made a career-best two 3-pointers vs. MTSU. Finished with 10 points, going a perfect 4-for-4 from the free-throw line, in 32 minutes against the Raiders - all career highs...Pulled down a personal-best seven boards against Savannah State, matching a team-high in the game...Notched a career-best two blocks and two takeaways at Arkansas...Tied a career-high in blocked shots and assists with two each in the win over Georgia...Shot a personal best 2-for-2 from beyond the arc at Tennessee... Matched a career best with two made 3-pointers in the win over Auburn... Matched a career-best by shooting 2-of-6 from long range at Ole Miss... Connected on two 3-pointers at Vanderbilt and versus LSU to match his career best.

### D. WALKER HIGHLIGHTS

- Posted a four-game streak with multiple 3-pointers late in the regular season.
- Totaled a career-best 10 points in the wins over Southern and MTSU.

### D. WALKER GAME HIGHS

<b>Points</b>	
Season	10, 2x, last vs. MTSU (11/21/13)
Career	Same
<b>Rebounds</b>	
Season	7, vs. Savannah State (12/29/13)
Career	Same
<b>Field Goals</b>	
Season	4, vs. Southern (11/18/13)
Career	Same
<b>Field Goal Attempts</b>	
Season	9, vs. Southern (11/18/13)
Career	Same
<b>3-Pointers</b>	
Season	2, 6x, last vs. LSU (3/1/14)
Career	Same
<b>3-Point Attempts</b>	
Season	6, at Ole Miss (2/22/14)
Career	Same
<b>Free Throws</b>	
Season	4, vs. MTSU (11/21/13)
Career	Same
<b>Free Throw Attempts</b>	
Season	5, vs. Savannah State (12/29/13)
Career	Same
<b>Assists</b>	
Season	2, 4x, last vs. Auburn (2/19/14)
Career	Same
<b>Steals</b>	
Season	2, 3x, last at Ole Miss (2/22/14)
Career	2, 4x, last at Ole Miss (2/22/14)
<b>Blocked Shots</b>	
Season	2, 2x, last vs. Georgia (1/14/14)
Career	Same
<b>Minutes Played</b>	
Season	32, vs. MTSU (11/21/13)
Career	Same

# #30 JACOB KURTZ

JUNIOR | FORWARD | 6-6 | 210 | OVIEDO, FLA. | HAGERTY



Opponent	Date	gs	min	Total		3-Pointers		Free throws		Rebounds				pf	a	t/o	blk	stl	pts	avg
				fg-fga	pct	3fg-fga	pct	ft-fga	pct	off	def	tot	avg							
NORTH FLORIDA	11/8/13	26	1-4	.250	0-0	.000	2-2	1.000	0	5	5	5.0	0	1	1	0	0	4	4.0	
at Wisconsin	11/12/13	21	0-1	.000	0-0	.000	1-2	.500	1	5	6	5.5	1	0	0	0	1	1	2.5	
UALR	11/16/13	12	3-3	1.000	0-0	.000	0-1	.000	1	2	3	4.7	1	0	0	0	1	6	3.7	
SOUTHERN U.	11/18/13	15	2-2	1.000	0-0	.000	1-2	.500	2	3	5	4.8	0	0	0	0	0	5	4.0	
MIDDLE TENNESSEE	11/21/13	27	1-4	.250	0-0	.000	1-1	1.000	1	1	2	4.2	2	0	0	0	1	3	3.8	
at Jacksonville	11/25/13	19	1-1	1.000	0-0	.000	0-0	.000	0	1	1	3.7	3	1	0	1	1	2	3.5	
FLORIDA STATE	11/29/13	18	3-4	.750	0-0	.000	2-3	.667	3	2	5	3.9	3	1	0	0	0	8	4.1	
at UConn	12/2/13	6	0-0	.000	0-0	.000	0-0	.000	0	0	0	3.4	1	0	1	0	0	0	3.6	
KANSAS	12/10/13	1	0-0	.000	0-0	.000	0-0	.000	0	0	0	3.0	0	0	0	0	0	0	3.2	
vs Memphis	12/17/13	1	0-0	.000	0-0	.000	0-0	.000	0	1	1	2.8	0	0	0	0	0	0	2.9	
vs Fresno State	12/21/13	2	0-1	.000	0-0	.000	0-2	.000	1	0	1	2.6	0	0	0	0	0	0	2.6	
SAVANNAH STATE	12/29/13	10	0-1	.000	0-0	.000	0-0	.000	1	2	3	2.7	0	0	1	0	1	0	2.4	
SOUTH CAROLINA	1/8/14	10	0-0	.000	0-0	.000	0-0	.000	0	0	0	2.5	0	0	2	0	0	0	2.2	
at Arkansas	01/11/14	10	2-2	1.000	0-0	.000	0-0	.000	0	1	1	2.4	1	1	1	0	0	4	2.4	
GEORGIA	1/14/14	10	1-1	1.000	0-0	.000	0-1	.000	0	0	0	2.2	0	0	0	0	0	2	2.3	
at Auburn	01/18/14	5	0-0	.000	0-0	.000	0-0	.000	0	0	0	2.1	0	1	1	0	1	0	2.2	
TENNESSEE	1/25/14	2	0-0	.000	0-0	.000	0-0	.000	1	0	1	2.0	0	0	0	0	0	0	2.1	
at Mississippi State	01/30/14	3	0-0	.000	0-0	.000	1-2	.500	1	1	2	2.0	0	0	0	0	0	1	2.0	
TEXAS A&M	2/1/14	6	2-2	1.000	0-0	.000	0-0	.000	0	1	1	1.9	0	1	1	0	0	4	2.1	
AUBURN	2/19/14	5	0-0	.000	0-0	.000	0-0	.000	0	0	0	1.9	1	0	0	0	0	0	2.0	
at Ole Miss	2/22/14	2	0-0	.000	0-0	.000	0-0	.000	0	0	0	1.8	0	1	0	0	0	0	1.9	
LSU	3/1/14	3	0-0	.000	0-0	.000	0-0	.000	0	0	0	1.7	0	0	0	0	0	0	1.8	
at South Carolina	3/4/14	2	1-1	1.000	0-0	.000	0-0	.000	1	0	1	1.7	0	0	0	0	0	2	1.8	
KENTUCKY	3/8/14	1	0-0	.000	0-0	.000	0-0	.000	0	0	0	1.6	0	0	0	0	0	0	1.8	
vs Missouri	03/14/14	2	0-0	.000	0-0	.000	0-0	.000	0	0	0	1.5	1	0	0	0	0	0	1.7	
vs Dayton	3/29/14	1	0-0	.000	0-0	.000	0-0	.000	0	0	0	1.5	0	0	0	0	0	0	1.6	
Totals		0	220	17-27	.630	0-0	.000	8-16	.500	13	25	38	1.5	14	7	8	1	6	42	1.6

Games played: 26  
 Minutes/game: 8.5  
 Points/game: 1.6  
 FG Pct: 63.0  
 FT Pct: 50.0

Rebounds/game: 1.5  
 Assists/game: 0.3  
 Turnovers/game: 0.3  
 Assist/turnover ratio: 0.9  
 Steals/game: 0.2  
 Blocks/game: 0.0

Season	gp-gs	min/avg	Total		3-Point		F-Throws		Rebounds				Scoring							
			fg-fga	pct	fg-fga	pct	ft-fga	pct	off	def	tot	avg	pts	avg						
2011-12	4-0	8/2.0	0-0	.000	0-0	.000	2-2	1.000	0	1	1	0.3	0	0	0	0	0	2	0.5	
2012-13	20-0	40/2.0	5-8	.625	1-1	1.000	1-2	.500	4	7	11	0.6	5	0	2	0	0	2	12	0.6
2013-14	26-0	220/8.5	17-27	.630	0-0	.000	8-16	.500	13	25	38	1.5	14	0	7	8	1	6	42	1.6
TOTAL	50-0	268/5.4	22-35	.629	1-1	1.000	11-20	.550	17	33	50	1.0	19	0	9	8	1	8	56	1.1

Has appeared in 24 career games in two seasons as a walk-on...Scored five points in the Gators' home win over Georgia on Jan. 9, 2013...Earned a spot on the roster in Oct. 2011...Enrolled at UF in Fall 2010 and was a basketball manager during the 2010-11 season...AS A JUNIOR IN 2013-14...Saw his first extended action in UF's season opener vs. UNF, logging 26 minutes and posting four points and five rebounds...Grabbed a career-best six rebounds at Wisconsin...Totalled a career-high six points against the UALR Trojans, going 3-for-3 from the field...Converted his first career three-point play in a career-long 27 minutes in the win over Middle Tennessee...Blocked the first shot of his collegiate career in the win over Jacksonville...Scored a career-high eight points against the Seminoles and grabbed five rebounds...Saw limited playing time in the OT-win over the Razorbacks recording one assist...Had one takeaway and one assist in the win over the Auburn Tigers...Scored four points, on 2-of-2 shooting, in the paint against Texas A&M... Saw action for the first time in five games with an appearance against Auburn... Logged three minutes of playing time in the win over LSU... Had a bucket for the first time in four games at South Carolina...Made his first appearance in the NCAA Tournament vs. Dayton.

## KURTZ HIGHLIGHTS


- Earned a spot on the roster as a walk-on in Oct. 2011 after serving as a manager during the 2010-11 season.
- Saw his first extended action in UF's season opener, logging 26 minutes and posting four points and five rebounds.

## KURTZ GAME HIGHS

<b>Points</b>	
Season	8, vs. FSU (11/29/13)
Career	Same
<b>Rebounds</b>	
Season	6, at Wisconsin (11/12/13)
Career	Same
<b>Field Goals</b>	
Season	3, 2x, last vs. FSU (11/29/13)
Career	Same
<b>Field Goal Attempts</b>	
Season	4, 3x, last vs. FSU (11/29/13)
Career	Same
<b>3-Pointers</b>	
Season	---
Career	1, vs. Georgia (1/9/13)
<b>3-Point Attempts</b>	
Season	---
Career	1, vs. Georgia (1/9/13)
<b>Free Throws</b>	
Season	2, 2x, last vs. FSU (11/29/13)
Career	2, 3x, last vs. FSU (11/29/13)
<b>Free Throw Attempts</b>	
Season	3, vs. FSU (11/29/13)
Career	Same
<b>Assists</b>	
Season	1, 7x, last at Ole Miss (2/22/14)
Career	1, 9x, last at Ole Miss (2/22/14)
<b>Steals</b>	
Season	1, 6x, last at Auburn (1/18/14)
Career	1, 8x, last at Auburn (1/18/14)
<b>Blocked Shots</b>	
Season	1, at Jacksonville (11/25/13)
Career	Same
<b>Minutes Played</b>	
Season	27, vs. MTSU (11/21/13)
Career	Same

# #42 BILLY DONOVAN

JUNIOR (R) | GUARD | 6-2 | 195 | GAINESVILLE, FLA. | CATHOLIC UNIVERSITY



Opponent	Date	gs	min	Total		3-Pointers		Free throws		Rebounds				pf	a	t/o	blk	stl	pts	avg
				fg-fga	pct	3fg-fga	pct	ft-fa	pct	off	def	tot	avg							
NORTH FLORIDA	11/8/13	3		0-0	.000	0-0	.000	0-0	.000	0	0	0	0.0	0	0	0	0	0	0	0.0
UALR	11/16/13	2		0-1	.000	0-1	.000	0-0	.000	0	0	0	0.0	0	1	0	0	0	0	0.0
SOUTHERN U.	11/18/13	2		0-0	.000	0-0	.000	0-0	.000	0	0	0	0.0	0	0	0	0	0	0	0.0
MIDDLE TENNESSEE	11/21/13	7		0-2	.000	0-2	.000	2-2	1.000	0	0	0	0.0	0	0	0	0	1	2	0.5
at Jacksonville	11/25/13	5		0-1	.000	0-1	.000	0-0	.000	0	1	1	0.2	1	1	1	0	0	0	0.4
vs Fresno State	12/21/13	2		0-0	.000	0-0	.000	0-0	.000	0	0	0	0.2	0	0	0	0	0	0	0.3
SAVANNAH STATE	12/29/13	4		0-1	.000	0-0	.000	2-2	1.000	0	0	0	0.1	1	0	0	0	0	2	0.6
SOUTH CAROLINA	1/8/14	2		0-0	.000	0-0	.000	0-0	.000	0	0	0	0.1	2	1	0	0	0	0	0.5
GEORGIA	1/14/14	3		0-0	.000	0-0	.000	0-0	.000	0	0	0	0.1	2	0	1	0	1	0	0.4
at Auburn	01/18/14	0		0-0	.000	0-0	.000	0-0	.000	0	0	0	0.1	0	0	0	0	0	0	0.4
TENNESSEE	1/25/14	2		0-1	.000	0-1	.000	0-0	.000	0	0	0	0.1	0	0	0	0	0	0	0.4
TEXAS A&M	2/1/14	6		0-2	.000	0-2	.000	0-0	.000	0	2	2	0.3	0	0	0	0	0	0	0.3
LSU	3/1/14	2		0-0	.000	0-0	.000	0-0	.000	0	0	0	0.2	1	0	0	0	0	0	0.3
at South Carolina	3/4/14	2		0-1	.000	0-1	.000	0-0	.000	0	1	1	0.3	0	0	1	0	0	0	0.3
KENTUCKY	3/8/14	1		0-0	.000	0-0	.000	0-0	.000	0	0	0	0.3	0	0	0	0	0	0	0.3
MISSOURI	03/14/14	1		0-0	.000	0-0	.000	0-0	.000	0	0	0	0.3	0	0	0	0	0	0	0.3
Totals		0	44	0-9	.000	0-8	.000	4-4	1.000	0	4	4	0.3	7	3	3	0	2	4	0.3

Games played: 16  
 Minutes/game: 2.8  
 Points/game: 0.3  
 FG Pct: 0.0  
 3FG Pct: 0.0  
 FT Pct: 100.0

Rebounds/game: 0.3  
 Assists/game: 0.2  
 Turnovers/game: 0.2  
 Assist/turnover ratio: 1.0  
 Steals/game: 0.1

## DONOVAN HIGHLIGHTS

- Son of head coach Billy Donovan, sat out 2012-13 as a transfer redshirt from D-III Catholic University.
- Averaged 4.0 points and 1.7 rebounds in 46 games (19 starts) over two seasons at CUA.

Season	gp-gs	min/avg	Total		3-Point		F-Throws		Rebounds				pf	fo	ast	to	blk	stl	Scoring	
			fg-fga	pct	fg-fga	pct	ft-fa	pct	off	def	tot	avg							pts	avg
2010-11*	19-0	82/4.3	10-25	.400	4-13	.308	3-6	.500	2	7	9	0.5	10	0	6	10	0	2	27	1.4
2011-12*	27-19	496/18.4	46-132	.348	32-93	.344	34-48	.708	18	50	68	2.5	38	0	49	39	0	11	158	5.9
2013-14	16-0	44/2.8	0-9	.000	0-8	.000	4-4	1.000	0	4	4	0.3	7	0	3	3	0	2	4	0.3
TOTAL	16-0	44/2.8	0-9	.000	0-8	.000	4-4	1.000	0	4	4	0.3	7	0	3	3	0	2	4	0.3
All*	62-19	622/10.0	56-166	.337	36-114	.316	41-58	.707	20	61	81	1.3	55	0	58	52	0	15	189	3.0

Eligible to compete after sitting out 2012-13 as a transfer...Walk-on guard who will be part of Florida's scout team in practice...Son of head coach Billy Donovan...AS A JUNIOR IN 2013-14...Made his Gator debut in the season opener vs. UNF...Saw action in the win over UALR...Played seven minutes against the MTSU Raiders, shooting 2-for-2 from the free throw line to record his first points as a Gator...Grabbed his first board as a Gator in the win over the Jacksonville Dolphins...Shot a perfect 2-of-2 from the free-throw line in four minutes of playing time vs. Savannah State...Saw limited playing time against the Gamecocks and recorded one assist...Recorded a season-tying one takeaway against Georgia...Took a charge for the Gators in the final minutes of the Tennessee game...Clocked in against Texas A&M with six minutes left and pulled down two boards, a personal best donning the Orange and Blue... Saw action in the win over LSU... Logged playing time against South Carolina and grabbed one board.

## DONOVAN GAME HIGHS

<b>Points</b>	*at Catholic	
Season	2, 2x, last vs. Savannah State (12/29/13)	
Career	18, vs. Haverford (11/28/11)*	
<b>Rebounds</b>		
Season	2, vs. Texas A&M (2/1/14)	
Career	5, 2x, last vs. Gwynedd-Mercy (2/29/12)*	
<b>Field Goals</b>		
Season	---	
Career	5, 2x, last vs. Mt. Aloysius (12/12/11)*	
<b>Field Goal Attempts</b>		
Season	2, 2x, last vs. Texas A&M (2/1/14)	
Career	10, vs. Dickinson College (11/19/11)*	
<b>3-Pointers</b>		
Season	---	
Career	4, 2x, last vs. Haverford (11/19/11)*	
<b>3-Point Attempts</b>		
Season	2, 2x, last vs. Texas A&M (2/1/14)	
Career	7, vs. Dickinson College (11/19/11)*	
<b>Free Throws</b>		
Season	2, 2x, last vs. Savannah State (12/29/13)	
Career	5, at Richard Stockton (12/10/11)*	
<b>Free Throw Attempts</b>		
Season	2, 2x, last vs. Savannah State (12/29/13)	
Career	6, 2x, last at Richard Stockton (12/10/11)*	
<b>Assists</b>		
Season	1, 3x, last vs. South Carolina (1/8/14)	
Career	5, at Juniata College (2/10/12)*	
<b>Steals</b>		
Season	1, 2x, last vs. Georgia (1/14/14)	
Career	2, vs. DeSales (12/7/11)*	
<b>Blocked Shots</b>		
Season	---	
Career	---	
<b>Minutes Played</b>		
Season	7, vs. MTSU (11/21/13)	
Career	31, vs. Alvernia (3/4/12)*	

# UNAVAILABLE FOR THE SEASON

## #1 ELI CARTER

JUNIOR | GUARD | 6-2 | 200 | PATERSON, N.J. | RUTGERS



Opponent	Date	gs	min	fg-fga	pct	3fg-fga	pct	ft-fa	pct	off	def	tot	avg	pf	a	t/o	blk	stl	pts	avg
NORTH FLORIDA	11/8/13	19	1-6	.167	1-4	.250	0-0	.000	0	2	2	2.0	1	1	1	0	0	0	3	3.0
at Wisconsin	11/12/13	10	0-1	.000	0-1	.000	0-0	.000	0	0	0	1.0	2	0	0	0	0	0	0	1.5
UALR	11/16/13	6	0-2	.000	0-1	.000	0-0	.000	0	0	0	0.7	0	0	0	0	0	0	0	1.0
SOUTHERN U.	11/18/13	10	0-2	.000	0-2	.000	0-0	.000	0	0	0	0.5	0	0	1	0	0	0	0	0.8
MIDDLE TENNESSEE	11/21/13	3	0-2	.000	0-0	.000	0-0	.000	2	0	2	0.8	2	0	0	0	0	0	0	0.6
at Jacksonville	11/25/13	3	0-1	.000	0-1	.000	0-0	.000	0	0	0	0.7	0	1	0	0	0	0	0	0.5
FLORIDA STATE	11/29/13	2	0-0	.000	0-0	.000	0-2	.000	0	1	1	0.7	0	0	1	0	0	0	0	0.4
Totals		0	53	1-14	.071	1-9	.111	0-2	.000	2	3	5	0.7	5	2	3	0	0	3	0.4

Season	gp-gs	min/avg	Total		3-Point		F-Throws		Rebounds				Scoring							
			fg-fga	pct	fg-fga	pct	ft-fa	pct	off	def	tot	avg	pf	fo	ast	to	blk	stl	pts	avg
2011-12*	32-28	952/29.8	153-374	.409	55-156	.353	80-115	.696	16	82	98	3.1	81	2	68	88	3	42	441	13.8
2012-13*	24-18	692/28.8	112-292	.384	39-122	.320	95-110	.864	6	62	68	2.8	61	2	50	66	2	25	358	14.9
2013-14	7-0	53/7.6	1-14	.071	1-9	.111	0-2	.000	2	3	5	0.7	5	0	2	3	0	0	3	0.4
TOTAL	7-0	53/7.6	1-14	.071	1-9	.111	0-2	.000	2	3	5	0.7	5	0	2	3	0	0	3	0.4
All*	63-46	1697/26.9	266-680	.391	95-287	.331	175-227	.771	24	147	171	2.7	147	4	120	157	5	67	802	12.7

A skilled scorer who totaled 799 career points in two seasons at Rutgers...Enrolled at UF in summer 2013 and was granted an NCAA waiver to compete immediately...Averaged 14.3 points per game with the Scarlet Knights...Had a career game with 31 points in Rutgers' 2OT win over the Gators in 2011...AS A JUNIOR IN 2013-14...Made his UF debut vs. UNF, hitting a 3-pointer...Grabbed two offensive boards in the win over Middle Tennessee.

### CARTER HIGHLIGHTS

- Skilled scorer who totaled 799 career points in two seasons at Rutgers.

## #12 DILLON GRAHAM

SOPHOMORE | GUARD | 6-4 | 186 | ORLANDO, FLA. | FIRST ACADEMY



Opponent	Date	gs	min	fg-fga	pct	3fg-fga	pct	ft-fa	pct	off	def	tot	avg	pf	a	t/o	blk	stl	pts	avg
NORTH FLORIDA	11/8/13	8	0-2	.000	0-1	.000	0-0	.000	0	0	0	0.0	0	0	0	0	0	0	0	0.0
Totals		0	8	0-2	.000	0-1	.000	0-0	.000	0	0	0	0.0	0	0	0	0	0	0	0.0

Season	gp-gs	min/avg	Total		3-Point		F-Throws		Rebounds				Scoring							
			fg-fga	pct	fg-fga	pct	ft-fa	pct	off	def	tot	avg	pf	fo	ast	to	blk	stl	pts	avg
2012-13	23-0	81/3.5	5-19	.263	1-10	.100	0-0	.000	0	4	4	0.2	4	0	5	4	1	1	11	0.5
2013-14	1-0	8/8.0	0-2	.000	0-1	.000	0-0	.000	0	0	0	0.0	0	0	0	0	0	0	0	0.0
TOTAL	24-0	89/3.7	5-21	.238	1-11	.091	0-0	.000	0	4	4	0.2	4	0	5	4	1	1	11	0.5

A gifted shooter who can come off screens and get his own shot...An athlete who has the ability to finish at the rim...AS A SOPHOMORE IN 2013-14...Played one game before having his season end due to bone spurs in his hips.

### GRAHAM HIGHLIGHTS

- Appeared in 23 games as a freshman.

## #31 ALEX MURPHY

SOPHOMORE (R) | FORWARD | 6-8 | 220 | WAKEFIELD, R.I. | DUKE



A midseason transfer from Duke who will sit out until the Fall 2014 semester is complete, due to NCAA transfer regulations...Averaged 1.9 points and 1.0 rebounds in 36 career appearances for the Blue Devils...Scored a career-high 11 at Miami on Jan. 23, 2013...Brother of Gator great Erik Murphy, who is now with the Chicago Bulls.

**2013-14 Florida Basketball**  
**Florida Combined Team Statistics (as of Apr 14, 2014)**  
**All games**

Overall record: 36-3 Conf: 18-0 Home: 18-0 Away: 10-2 Neutral: 8-1

#	Player	gp-gs	min	Total			3-Point		F-Throw		Rebounds				pf	dq	a	to	blk	stl	pts	avg
				fg-fga	fg%	3fg-fga	3fg%	ft-fa	ft%	off	def	tot	avg									
24	Prather, Casey	37-35	1034	27.9	190-315	.603	2-5	.400	129-190	.679	72	112	184	5.0	78	0	60	80	20	37	511	13.8
05	Wilbekin, Scottie	34-33	1155	34.0	140-348	.402	67-172	.390	100-138	.725	6	77	83	2.4	59	0	123	58	0	56	447	13.1
20	Frazier, Michael	39-34	1194	30.6	158-343	.461	118-264	.447	48-57	.842	22	115	137	3.5	62	0	43	46	7	43	482	12.4
04	Young, Patric	39-37	1025	26.3	171-316	.541	0-0	.000	87-146	.596	101	139	240	6.2	101	3	30	49	41	25	429	11.0
10	Finney-Smith, Dorian	37-2	955	25.8	105-284	.370	39-133	.293	74-115	.643	94	153	247	6.7	80	2	76	61	16	16	323	8.7
00	Hill, Kasey	32-8	703	22.0	57-140	.407	5-35	.143	57-86	.663	9	54	63	2.0	67	2	100	50	5	37	176	5.5
15	Yeguete, Will	39-39	909	23.3	65-149	.436	4-21	.190	57-86	.663	54	147	201	5.2	85	1	45	45	7	37	191	4.9
25	Walker, DeVon	35-7	423	12.1	25-81	.309	19-63	.302	16-24	.667	11	32	43	1.2	30	0	19	20	13	13	85	2.4
23	Walker, Chris	18-0	87	4.8	16-27	.593	0-0	.000	2-7	.286	10	14	24	1.3	19	0	1	2	8	2	34	1.9
30	Kurtz, Jacob	26-0	220	8.5	17-27	.630	0-0	.000	8-16	.500	13	25	38	1.5	14	0	7	8	1	6	42	1.6
01	Carter, Eli	7-0	53	7.6	1-14	.071	1-9	.111	0-2	.000	2	3	5	0.7	5	0	2	3	0	0	3	0.4
42	Donovan, Billy	16-0	44	2.8	0-9	.000	0-8	.000	4-4	1.000	0	4	4	0.3	7	0	3	3	0	2	4	0.3
12	Graham, Dillon	1-0	8	8.0	0-2	.000	0-1	.000	0-0	.000	0	0	0	0.0	0	0	0	0	0	0	0	0.0
11	Edwards, Lexx	11-0	15	1.4	0-1	.000	0-0	.000	0-0	.000	0	3	3	0.3	4	0	0	1	0	0	0	0.0
Team											56	57	113				5					
Total.....		39	7825		945-2056	.460	255-711	.359	582-871	.668	450	935	1385	35.5	611	8	509	431	118	274	2727	69.9
Opponents.....		39	7825		806-2004	.402	207-628	.330	434-626	.693	370	821	1191	30.5	739	17	386	526	120	219	2253	57.8

TEAM STATISTICS	UF	OPP	Date	Opponent	Score	Att.
SCORING	2727	2253	11/8/13	NORTH FLORIDA	w 77-69	10550
Points per game	69.9	57.8	11/12/13	at Wisconsin	L 53-59	17249
Scoring margin	+12.2	-	11/16/13	UALR	w 86-56	8843
FIELD GOALS-ATT	945-2056	806-2004	11/18/13	SOUTHERN U.	w 67-53	8002
Field goal pct	.460	.402	11/21/13	MIDDLE TENNESSEE	w 79-59	9020
3 POINT FG-ATT	255-711	207-628	11/25/13	at Jacksonville	w 86-60	5625
3-point FG pct	.359	.330	11/29/13	FLORIDA STATE	w 67-66	12306
3-pt FG made per game	6.5	5.3	12/2/13	at UConn	L 64-65	10167
FREE THROWS-ATT	582-871	434-626	12/10/13	KANSAS	w 67-61	12423
Free throw pct	.668	.693	1 12/17/13	vs Memphis	w 77-75	8062
F-Throws made per game	14.9	11.1	2 12/21/13	vs Fresno State	w 66-49	11214
REBOUNDS	1385	1191	12/29/13	SAVANNAH STATE	w 76-34	10508
Rebounds per game	35.5	30.5	1/4/14	RICHMOND	w 67-58	12012
Rebounding margin	+5.0	-	* 1/8/14	SOUTH CAROLINA	w 74-58	12147
ASSISTS	509	386	* 1/11/14	at Arkansas	Wot 84-82	18040
Assists per game	13.1	9.9	* 1/14/14	GEORGIA	w 72-50	12051
TURNOVERS	431	526	* 1/18/14	at Auburn	w 68-61	8683
Turnovers per game	11.1	13.5	* 1/23/14	at Alabama	w 68-62	11892
Turnover margin	+2.4	-	* 1/25/14	TENNESSEE	w 67-41	12475
Assist/turnover ratio	1.2	0.7	* 1/30/14	at Mississippi State	w 62-51	7989
STEALS	274	219	* 2/1/14	TEXAS A&M	w 69-36	12426
Steals per game	7.0	5.6	* 2/4/14	MISSOURI	w 68-58	12123
BLOCKS	118	120	* 2/8/14	ALABAMA	w 78-69	12520
Blocks per game	3.0	3.1	* 2/11/14	at Tennessee	w 67-58	18009
ATTENDANCE	210286	359223	* 2/15/14	at Kentucky	w 69-59	24425
Home games-Avg/Game	18-11683	12-12844	* 2/19/14	AUBURN	w 71-66	12414
Neutral site-Avg/Game	-	9-22788	* 2/22/14	at Ole Miss	w 75-71	8140
Score by Periods	1st 2nd OT Totals		* 2/25/14	at Vanderbilt	w 57-54	11132
Florida	1282 1427 18 2727		* 3/1/14	LSU	w 79-61	12589
Opponents	1060 1177 16 2253		* 3/4/14	at South Carolina	w 72-46	12781
			* 3/8/14	KENTUCKY	w 84-65	12604
			3 3/14/14	MISSOURI	w 72-49	15273
			3 3/15/14	vs Tennessee	w 56-49	20330
			3 3/16/14	vs Kentucky	w 61-60	21021
			4 3/20/14	vs Albany	w 67-55	16074
			4 3/22/14	vs Pittsburgh	w 61-45	18512
			5 3/27/14	vs UCLA	w 79-68	14991
			5 3/29/14	vs Dayton	w 62-52	15443
			6 4/5/14	vs UConn	L 53-63	79444

\* = Conference game  
1 = Jimmy V Classic, Madison Square Garden, New York, N.Y.  
2 = Orange Bowl Classic, BB&T Center, Sunrise, Fla.  
3 = SEC Tournament, Georgia Dome, Atlanta, Ga.  
4 = NCAA Tournament 2nd & 3rd Rounds, Amway Center, Orlando, Fla.  
5 = NCAA Tournament South Regional, FedExForum, Memphis, Tenn.  
6 = NCAA Final Four, AT&T Stadium, Arlington, Texas

**2013-14 Florida Basketball**  
**Florida Combined Team Statistics (as of Apr 14, 2014)**  
**Conference games**

<b>RECORD:</b>	<b>OVERALL</b>	<b>HOME</b>	<b>AWAY</b>	<b>NEUTRAL</b>
ALL GAMES	18-0	9-0	9-0	0-0
CONFERENCE	18-0	9-0	9-0	0-0
NON-CONFERENCE	0-0	0-0	0-0	0-0

##	Player	gp-gs	min	avg	Total		3-Point		F-Throw		Rebounds				pf	dq	a	to	blk	stl	pts	avg		
					fg-fga	fg%	3fg-fga	3fg%	ft-fa	ft%	off	def	tot	avg										
20	Frazier, Michael	18-18	559	31.1	79-182	.434	64-153	.418	24-29	.828	10	48	58	3.2	31	0	26	20	3	19	246	13.7		
05	Wilbekin, Scottie	18-17	604	33.6	65-165	.394	35-91	.385	77-96	.802	3	38	41	2.3	30	0	69	33	0	19	242	13.4		
24	Prather, Casey	16-14	425	26.6	77-120	.642	1-2	.500	42-68	.618	27	49	76	4.8	32	0	20	31	8	19	197	12.3		
04	Young, Patric	18-17	462	25.7	79-137	.577	0-0	.000	40-59	.678	45	70	115	6.4	51	2	15	25	15	8	198	11.0		
10	Finney-Smith, Dorian	18-1	472	26.2	53-141	.376	22-72	.306	33-52	.635	48	66	114	6.3	37	0	47	30	10	11	161	8.9		
15	Yeguete, Will	18-18	421	23.4	33-67	.493	1-9	.111	32-48	.667	25	72	97	5.4	44	1	21	18	2	18	99	5.5		
00	Hill, Kasey	15-4	343	22.9	20-56	.357	2-18	.111	24-40	.600	4	24	28	1.9	34	1	47	24	1	21	66	4.4		
25	Walker, DeVon	17-1	200	11.8	14-43	.326	13-38	.342	3-6	.500	5	16	21	1.2	16	0	9	7	7	8	44	2.6		
23	Walker, Chris	10-0	55	5.5	9-15	.600	0-0	.000	0-2	.000	4	12	16	1.6	12	0	1	2	6	1	18	1.8		
30	Kurtz, Jacob	12-0	59	4.9	6-6	1.000	0-0	.000	1-3	.333	3	3	6	0.5	2	0	4	5	0	1	13	1.1		
42	Donovan, Billy	8-0	18	2.3	0-4	.000	0-4	.000	0-0	.000	0	3	3	0.4	5	0	1	2	0	1	0	0.0		
11	Edwards, Lexx	6-0	7	1.2	0-1	.000	0-0	.000	0-0	.000	0	1	1	0.2	0	0	0	1	0	0	0	0.0		
Team											26	28	54											
Total.....		18	3625		435-937	.464	138-387	.357	276-403	.685	200	430	630	35.0	294	4	260	199	52	126	1284	71.3		
Opponents.....		18	3625		371-919	.404	101-288	.351	205-310	.661	181	375	556	30.9	336	8	177	246	43	100	1048	58.2		

TEAM STATISTICS	UF	OPP	Date	Opponent	Score	Att.
SCORING	1284	1048	* 1/8/14	SOUTH CAROLINA	w 74-58	12147
Points per game	71.3	58.2	* 1/11/14	at Arkansas	wot 84-82	18040
Scoring margin	+13.1	-	* 1/14/14	GEORGIA	w 72-50	12051
FIELD GOALS-ATT	435-937	371-919	* 1/18/14	at Auburn	w 68-61	8683
Field goal pct	.464	.404	* 1/23/14	at Alabama	w 68-62	11892
3 POINT FG-ATT	138-387	101-288	* 1/25/14	TENNESSEE	w 67-41	12475
3-point FG pct	.357	.351	* 1/30/14	at Mississippi State	w 62-51	7989
3-pt FG made per game	7.7	5.6	* 2/1/14	TEXAS A&M	w 69-36	12426
FREE THROWS-ATT	276-403	205-310	* 2/4/14	MISSOURI	w 68-58	12123
Free throw pct	.685	.661	* 2/8/14	ALABAMA	w 78-69	12520
F-Throws made per game	15.3	11.4	* 2/11/14	at Tennessee	w 67-58	18009
REBOUNDS	630	556	* 2/15/14	at Kentucky	w 69-59	24425
Rebounds per game	35.0	30.9	* 2/19/14	AUBURN	w 71-66	12414
Rebounding margin	+4.1	-	* 2/22/14	at Ole Miss	w 75-71	8140
ASSISTS	260	177	* 2/25/14	at Vanderbilt	w 57-54	11132
Assists per game	14.4	9.8	* 3/1/14	LSU	w 79-61	12589
TURNOVERS	199	246	* 3/4/14	at South Carolina	w 72-46	12781
Turnovers per game	11.1	13.7	* 3/8/14	KENTUCKY	w 84-65	12604
Turnover margin	+2.6	-				
Assist/turnover ratio	1.3	0.7				
STEALS	126	100				
Steals per game	7.0	5.6				
BLOCKS	52	43				
Blocks per game	2.9	2.4				
ATTENDANCE	111349	121091				
Home games-Avg/Game	9-12372	9-13455				
Neutral site-Avg/Game	-	0-0				

\* = Conference game  
1 = Jimmy V Classic, Madison Square Garden, New York, N.Y.  
2 = Orange Bowl Classic, BB&T Center, Sunrise, Fla.  
3 = SEC Tournament, Georgia Dome, Atlanta, Ga.  
4 = NCAA Tournament 2nd & 3rd Rounds, Amway Center, Orlando, Fla.  
5 = NCAA Tournament South Regional, FedExForum, Memphis, Tenn.  
6 = NCAA Final Four, AT&T Stadium, Arlington, Texas

Score by Periods	1st	2nd	OT	Totals
Florida	602	664	18	1284
Opponents	506	526	16	1048



**2013-14 Florida Basketball  
Florida Combined Team Statistics (as of Apr 14, 2014)  
Postseason**

<b>RECORD:</b>	<b>OVERALL</b>	<b>HOME</b>	<b>AWAY</b>	<b>NEUTRAL</b>
ALL GAMES	7-1	1-0	0-0	6-1
CONFERENCE	0-0	0-0	0-0	0-0
NON-CONFERENCE	7-1	1-0	0-0	6-1

##	Player	gp-gs	min	avg	Total		3-Point		F-Throw		Rebounds				pf	dq	a	to	blk	stl	pts	avg		
					fg-fga	fg%	3fg-fga	3fg%	ft-fta	ft%	off	def	tot	avg										
05	Wilbekin, Scottie	8-8	279	34.9	40-93	.430	20-48	.417	11-20	.550	1	15	16	2.0	14	0	22	10	0	18	111	13.9		
04	Young, Patric	8-8	221	27.6	37-73	.507	0-0	.000	17-31	.548	18	30	48	6.0	15	0	3	9	13	4	91	11.4		
24	Prather, Casey	8-8	225	28.1	30-59	.508	0-0	.000	29-41	.707	14	19	33	4.1	14	0	13	18	5	10	89	11.1		
20	Frazier, Michael	8-8	258	32.2	28-60	.467	21-44	.477	4-5	.800	5	28	33	4.1	11	0	6	9	0	8	81	10.1		
10	Finney-Smith, Dorian	8-0	215	26.9	17-51	.333	5-25	.200	12-18	.667	14	34	48	6.0	16	1	14	9	2	3	51	6.4		
00	Hill, Kasey	8-0	149	18.6	14-29	.483	0-1	.000	14-18	.778	4	16	20	2.5	16	0	23	13	1	6	42	5.3		
15	Yeguete, Will	8-8	171	21.4	12-28	.429	0-5	.000	6-9	.667	8	29	37	4.6	16	0	7	8	2	6	30	3.8		
23	Walker, Chris	8-0	32	4.0	7-12	.583	0-0	.000	2-5	.400	6	2	8	1.0	7	0	0	0	2	1	16	2.0		
25	Walker, DeVon	7-0	46	6.6	0-8	.000	0-6	.000	0-0	.000	2	4	6	0.9	5	0	2	1	2	0	0	0.0		
30	Kurtz, Jacob	2-0	3	1.5	0-0	.000	0-0	.000	0-0	.000	0	0	0	0.0	1	0	0	0	0	0	0	0.0		
42	Donovan, Billy	1-0	1	1.0	0-0	.000	0-0	.000	0-0	.000	0	0	0	0.0	0	0	0	0	0	0	0	0.0		
Team											8	12	20											
Total.....		8	1600		185-413	.448	46-129	.357	95-147	.646	80	189	269	33.6	115	1	90	81	27	56	511	63.9		
Opponents.....		8	1600		162-398	.407	30-115	.261	87-112	.777	58	180	238	29.8	136	2	80	93	31	46	441	55.1		

TEAM STATISTICS	UF	OPP	Date	Opponent	Score	Att.
SCORING	511	441	3	3/14/14	MISSOURI	w 72-49 15273
Points per game	63.9	55.1	3	3/15/14	vs Tennessee	w 56-49 20330
Scoring margin	+8.8	-	3	3/16/14	vs Kentucky	w 61-60 21021
FIELD GOALS-ATT	185-413	162-398	4	3/20/14	vs Albany	w 67-55 16074
Field goal pct	.448	.407	4	3/22/14	vs Pittsburgh	w 61-45 18512
3 POINT FG-ATT	46-129	30-115	5	3/27/14	vs UCLA	w 79-68 14991
3-point FG pct	.357	.261	5	3/29/14	vs Dayton	w 62-52 15443
3-pt FG made per game	5.8	3.8	6	4/5/14	vs UConn	L 53-63 79444
FREE THROWS-ATT	95-147	87-112	* = Conference game			
Free throw pct	.646	.777	1 = Jimmy V Classic, Madison Square Garden, New York, N.Y.			
F-Throws made per game	11.9	10.9	2 = Orange Bowl Classic, BB&T Center, Sunrise, Fla.			
REBOUNDS	269	238	3 = SEC Tournament, Georgia Dome, Atlanta, Ga.			
Rebounds per game	33.6	29.8	4 = NCAA Tournament 2nd & 3rd Rounds, Amway Center, Orlando, Fla.			
Rebounding margin	+3.9	-	5 = NCAA Tournament South Regional, FedExForum, Memphis, Tenn.			
ASSISTS	90	80	6 = NCAA Final Four, AT&T Stadium, Arlington, Texas			
Assists per game	11.3	10.0				
TURNOVERS	81	93				
Turnovers per game	10.1	11.6				
Turnover margin	+1.5	-				
Assist/turnover ratio	1.1	0.9				
STEALS	56	46				
Steals per game	7.0	5.8				
BLOCKS	27	31				
Blocks per game	3.4	3.9				
ATTENDANCE	15273	185815				
Home games-Avg/Game	1-15273	0-0				
Neutral site-Avg/Game	-	7-26545				

Score by Periods	1st	2nd	Totals
Florida	254	257	511
Opponents	223	218	441

**2013-14 Florida Basketball**  
**Florida Combined Team Statistics (as of Apr 14, 2014)**  
**NCAA Tournament**

<b>RECORD:</b>	<b>OVERALL</b>	<b>HOME</b>	<b>AWAY</b>	<b>NEUTRAL</b>
ALL GAMES	4-1	0-0	0-0	4-1
CONFERENCE	0-0	0-0	0-0	0-0
NON-CONFERENCE	4-1	0-0	0-0	4-1

##	Player	gp-gs	min	avg	Total		3-Point		F-Throw		Rebounds				pf	dq	a	to	blk	stl	pts	avg
					fg-fga	fg%	3fg-fga	3fg%	ft-fta	ft%	off	def	tot	avg								
05	Wilbekin, Scottie	5-5	174	34.8	26-60	.433	9-27	.333	10-14	.714	1	8	9	1.8	8	0	13	5	0	8	71	14.2
24	Prather, Casey	5-5	133	26.6	20-37	.541	0-0	.000	17-24	.708	9	15	24	4.8	10	0	5	9	5	5	57	11.4
04	Young, Patric	5-5	142	28.4	21-44	.477	0-0	.000	10-17	.588	13	19	32	6.4	9	0	1	7	9	4	52	10.4
20	Frazier, Michael	5-5	165	33.0	16-39	.410	11-29	.379	2-2	1.000	3	16	19	3.8	6	0	6	6	0	2	45	9.0
10	Finney-Smith, Dorian	5-0	136	27.2	12-36	.333	2-16	.125	12-15	.800	10	21	31	6.2	5	0	9	5	1	3	38	7.6
00	Hill, Kasey	5-0	97	19.4	8-19	.421	0-0	.000	12-14	.857	4	10	14	2.8	10	0	15	8	1	4	28	5.6
15	Yeguete, Will	5-5	107	21.4	10-18	.556	0-3	.000	4-5	.800	5	17	22	4.4	8	0	5	4	2	3	24	4.8
23	Walker, Chris	5-0	18	3.6	3-5	.600	0-0	.000	1-2	.500	3	1	4	0.8	3	0	0	0	2	0	7	1.4
30	Kurtz, Jacob	1-0	1	1.0	0-0	.000	0-0	.000	0-0	.000	0	0	0	0.0	0	0	0	0	0	0	0	0.0
25	Walker, DeVon	4-0	27	6.8	0-4	.000	0-3	.000	0-0	.000	0	3	3	0.8	1	0	1	0	1	0	0	0.0
Team											5	9	14				2					
Total.....		5	1000		116-262	.443	22-78	.282	68-93	.731	53	119	172	34.4	60	0	55	46	21	29	322	64.4
Opponents.....		5	1000		109-257	.424	24-78	.308	41-56	.732	34	108	142	28.4	81	1	59	51	17	27	283	56.6

TEAM STATISTICS	UF	OPP	Date	Opponent	Score	Att.
SCORING	322	283	4	3/20/14	vs Albany	w 67-55 16074
Points per game	64.4	56.6	4	3/22/14	vs Pittsburgh	w 61-45 18512
Scoring margin	+7.8	-	5	3/27/14	vs UCLA	w 79-68 14991
FIELD GOALS-ATT	116-262	109-257	5	3/29/14	vs Dayton	w 62-52 15443
Field goal pct	.443	.424	6	4/5/14	vs UConn	L 53-63 79444
3 POINT FG-ATT	22-78	24-78	* = Conference game			
3-point FG pct	.282	.308	1 = Jimmy V Classic, Madison Square Garden, New York, N.Y.			
3-pt FG made per game	4.4	4.8	2 = Orange Bowl Classic, BB&T Center, Sunrise, Fla.			
FREE THROWS-ATT	68-93	41-56	3 = SEC Tournament, Georgia Dome, Atlanta, Ga.			
Free throw pct	.731	.732	4 = NCAA Tournament 2nd & 3rd Rounds, Amway Center, Orlando, Fla.			
F-Throws made per game	13.6	8.2	5 = NCAA Tournament South Regional, FedExForum, Memphis, Tenn.			
REBOUNDS	172	142	6 = NCAA Final Four, AT&T Stadium, Arlington, Texas			
Rebounds per game	34.4	28.4				
Rebounding margin	+6.0	-				
ASSISTS	55	59				
Assists per game	11.0	11.8				
TURNOVERS	46	51				
Turnovers per game	9.2	10.2				
Turnover margin	+1.0	-				
Assist/turnover ratio	1.2	1.2				
STEALS	29	27				
Steals per game	5.8	5.4				
BLOCKS	21	17				
Blocks per game	4.2	3.4				
ATTENDANCE	0	144464				
Home games-Avg/Game	0-0	0-0				
Neutral site-Avg/Game	-	5-28893				

Score by Periods	1st	2nd	Totals
Florida	157	165	322
Opponents	129	154	283

**2013-14 Florida Basketball**  
**Florida Combined Team Statistics (as of Apr 14, 2014)**  
**SEC Tournament**

<b>RECORD:</b>	<b>OVERALL</b>	<b>HOME</b>	<b>AWAY</b>	<b>NEUTRAL</b>
ALL GAMES	3-0	1-0	0-0	2-0
CONFERENCE	0-0	0-0	0-0	0-0
NON-CONFERENCE	3-0	1-0	0-0	2-0

##	Player	gp-gs	min	Total		3-Point		F-Throw		Rebounds				pf	dq	a	to	blk	stl	pts	avg	
				fg-fga	fg%	3fg-fga	3fg%	ft-fta	ft%	off	def	tot	avg									
05	Wilbekin, Scottie	3-3	105	35.0	14-33	.424	11-21	.524	1-6	.167	0	7	7	2.3	6	0	9	5	0	10	40	13.3
04	Young, Patric	3-3	79	26.3	16-29	.552	0-0	.000	7-14	.500	5	11	16	5.3	6	0	2	2	4	0	39	13.0
20	Frazier, Michael	3-3	93	31.0	12-21	.571	10-15	.667	2-3	.667	2	12	14	4.7	5	0	0	3	0	6	36	12.0
24	Prather, Casey	3-3	92	30.7	10-22	.455	0-0	.000	12-17	.706	5	4	9	3.0	4	0	8	9	0	5	32	10.7
00	Hill, Kasey	3-0	52	17.3	6-10	.600	0-1	.000	2-4	.500	0	6	6	2.0	6	0	8	5	0	2	14	4.7
10	Finney-Smith, Dorian	3-0	79	26.3	5-15	.333	3-9	.333	0-3	.000	4	13	17	5.7	11	1	5	4	1	0	13	4.3
23	Walker, Chris	3-0	14	4.7	4-7	.571	0-0	.000	1-3	.333	3	1	4	1.3	4	0	0	0	0	1	9	3.0
15	Yeguete, Will	3-3	64	21.3	2-10	.200	0-2	.000	2-4	.500	3	12	15	5.0	8	0	2	4	0	3	6	2.0
25	Walker, DeVon	3-0	19	6.3	0-4	.000	0-3	.000	0-0	.000	2	1	3	1.0	4	0	1	1	1	0	0	0.0
42	Donovan, Billy	1-0	1	1.0	0-0	.000	0-0	.000	0-0	.000	0	0	0	0.0	0	0	0	0	0	0	0	0.0
30	Kurtz, Jacob	1-0	2	2.0	0-0	.000	0-0	.000	0-0	.000	0	0	0	0.0	1	0	0	0	0	0	0	0.0
Team											3	3	6				2					
Total.....		3	600		69-151	.457	24-51	.471	27-54	.500	27	70	97	32.3	55	1	35	35	6	27	189	63.0
Opponents.....		3	600		53-141	.376	6-37	.162	46-56	.821	24	72	96	32.0	55	1	21	42	14	19	158	52.7

TEAM STATISTICS	UF	OPP	Date	Opponent	Score	Att.
SCORING	189	158	3	3/14/14	MISSOURI	w 72-49 15273
Points per game	63.0	52.7	3	3/15/14	vs Tennessee	w 56-49 20330
Scoring margin	+10.3	-	3	3/16/14	vs Kentucky	w 61-60 21021
FIELD GOALS-ATT	69-151	53-141	* = Conference game			
Field goal pct	.457	.376	1 = Jimmy V Classic, Madison Square Garden, New York, N.Y.			
3 POINT FG-ATT	24-51	6-37	2 = Orange Bowl Classic, BB&T Center, Sunrise, Fla.			
3-point FG pct	.471	.162	3 = SEC Tournament, Georgia Dome, Atlanta, Ga.			
3-pt FG made per game	8.0	2.0	4 = NCAA Tournament 2nd & 3rd Rounds, Amway Center, Orlando, Fla.			
FREE THROWS-ATT	27-54	46-56	5 = NCAA Tournament South Regional, FedExForum, Memphis, Tenn.			
Free throw pct	.500	.821	6 = NCAA Final Four, AT&T Stadium, Arlington, Texas			
F-Throws made per game	9.0	15.3				
REBOUNDS	97	96				
Rebounds per game	32.3	32.0				
Rebounding margin	+0.3	-				
ASSISTS	35	21				
Assists per game	11.7	7.0				
TURNOVERS	35	42				
Turnovers per game	11.7	14.0				
Turnover margin	+2.3	-				
Assist/turnover ratio	1.0	0.5				
STEALS	27	19				
Steals per game	9.0	6.3				
BLOCKS	6	14				
Blocks per game	2.0	4.7				
ATTENDANCE	15273	41351				
Home games-Avg/Game	1-15273	0-0				
Neutral site-Avg/Game	-	2-20676				

Score by Periods	1st	2nd	Totals
Florida	97	92	189
Opponents	94	64	158

**2013-14 Florida Basketball**  
**Florida Category Leaders (as of Apr 14, 2014)**  
**All games**

<b>Points</b>	<b>G</b>	<b>Pts</b>	<b>Pts/G</b>	<b>Scoring Average</b>	<b>G</b>	<b>Pts</b>	<b>Avg/G</b>
Prather, Casey	37	511	13.8	Prather, Casey	37	511	13.8
Frazier, Michael	39	482	12.4	Wilbekin, Scottie	34	447	13.1
Wilbekin, Scottie	34	447	13.1	Frazier, Michael	39	482	12.4
Young, Patric	39	429	11.0	Young, Patric	39	429	11.0
Finney-Smith, Dorian	37	323	8.7	Finney-Smith, Dorian	37	323	8.7
Yeguete, Will	39	191	4.9	Hill, Kasey	32	176	5.5
Hill, Kasey	32	176	5.5	Yeguete, Will	39	191	4.9
Walker, DeVon	35	85	2.4	Walker, DeVon	35	85	2.4
Kurtz, Jacob	26	42	1.6	Walker, Chris	18	34	1.9
Walker, Chris	18	34	1.9	Kurtz, Jacob	26	42	1.6
Donovan, Billy	16	4	0.3	Carter, Eli	7	3	0.4
Carter, Eli	7	3	0.4	Donovan, Billy	16	4	0.3

<b>FG Percentage</b>	<b>FG</b>	<b>Att</b>	<b>Pct</b>	<b>Field Goal Attempts</b>	<b>G</b>	<b>Att</b>	<b>Att/G</b>
Kurtz, Jacob	17	27	.630	Wilbekin, Scottie	34	348	10.2
Prather, Casey	190	315	.603	Frazier, Michael	39	343	8.8
Walker, Chris	16	27	.593	Young, Patric	39	316	8.1
Young, Patric	171	316	.541	Prather, Casey	37	315	8.5
Frazier, Michael	158	343	.461	Finney-Smith, Dorian	37	284	7.7
Yeguete, Will	65	149	.436				
Hill, Kasey	57	140	.407	<b>Field Goals Made</b>	<b>G</b>	<b>Made</b>	<b>Made/G</b>
Wilbekin, Scottie	140	348	.402	Prather, Casey	37	190	5.1
Finney-Smith, Dorian	105	284	.370	Young, Patric	39	171	4.4
Walker, DeVon	25	81	.309	Frazier, Michael	39	158	4.1
Carter, Eli	1	14	.071	Wilbekin, Scottie	34	140	4.1
Donovan, Billy	0	9	.000	Finney-Smith, Dorian	37	105	2.8
Graham, Dillon	0	2	.000				
Edwards, Lexx	0	1	.000				

<b>3-Point Percentage</b>	<b>3FG</b>	<b>Att</b>	<b>Pct</b>	<b>3-Point FG Attempts</b>	<b>G</b>	<b>Att</b>	<b>Att/G</b>
Frazier, Michael	118	264	.447	Frazier, Michael	39	264	6.8
Prather, Casey	2	5	.400	Wilbekin, Scottie	34	172	5.1
Wilbekin, Scottie	67	172	.390	Finney-Smith, Dorian	37	133	3.6
Walker, DeVon	19	63	.302	Walker, DeVon	35	63	1.8
Finney-Smith, Dorian	39	133	.293	Hill, Kasey	32	35	1.1
Yeguete, Will	4	21	.190				
Hill, Kasey	5	35	.143	<b>3-Point FG Made</b>	<b>G</b>	<b>Made</b>	<b>Made/G</b>
Carter, Eli	1	9	.111	Frazier, Michael	39	118	3.0
Graham, Dillon	0	1	.000	Wilbekin, Scottie	34	67	2.0
Donovan, Billy	0	8	.000	Finney-Smith, Dorian	37	39	1.1
				Walker, DeVon	35	19	0.5
				Hill, Kasey	32	5	0.2

<b>Free Throw Percent</b>	<b>FG</b>	<b>Att</b>	<b>Pct</b>	<b>Free Throw Attempts</b>	<b>G</b>	<b>Att</b>	<b>Att/G</b>
Donovan, Billy	4	4	1.000	Prather, Casey	37	190	5.1
Frazier, Michael	48	57	.842	Young, Patric	39	146	3.7
Wilbekin, Scottie	100	138	.725	Wilbekin, Scottie	34	138	4.1
Prather, Casey	129	190	.679	Finney-Smith, Dorian	37	115	3.1
Walker, DeVon	16	24	.667	Yeguete, Will	39	86	2.2
Hill, Kasey	57	86	.663	Hill, Kasey	32	86	2.7
Yeguete, Will	57	86	.663				
Finney-Smith, Dorian	74	115	.643	<b>Free Throws Made</b>	<b>G</b>	<b>Made</b>	<b>Made/G</b>
Young, Patric	87	146	.596	Prather, Casey	37	129	3.5
Kurtz, Jacob	8	16	.500	Wilbekin, Scottie	34	100	2.9
Walker, Chris	2	7	.286	Young, Patric	39	87	2.2
Carter, Eli	0	2	.000	Finney-Smith, Dorian	37	74	2.0
				Hill, Kasey	32	57	1.8
				Yeguete, Will	39	57	1.5

**2013-14 Florida Basketball**  
**Florida Category Leaders (as of Apr 14, 2014)**  
**All games**

<b>Rebounds</b>	<b>G</b>	<b>Reb</b>	<b>Reb/G</b>
Finney-Smith, Dorian	37	247	6.7
Young, Patric	39	240	6.2
Yeguete, Will	39	201	5.2
Prather, Casey	37	184	5.0
Frazier, Michael	39	137	3.5

<b>Assists</b>	<b>G</b>	<b>No.</b>	<b>Ast/G</b>
Wilbekin, Scottie	34	123	3.6
Hill, Kasey	32	100	3.1
Finney-Smith, Dorian	37	76	2.1
Prather, Casey	37	60	1.6
Yeguete, Will	39	45	1.2

<b>Rebound Average</b>	<b>G</b>	<b>Reb</b>	<b>Avg/G</b>
Finney-Smith, Dorian	37	247	6.7
Young, Patric	39	240	6.2
Yeguete, Will	39	201	5.2
Prather, Casey	37	184	5.0
Frazier, Michael	39	137	3.5

<b>Steals</b>	<b>G</b>	<b>No.</b>	<b>Stl/G</b>
Wilbekin, Scottie	34	56	1.6
Frazier, Michael	39	43	1.1
Yeguete, Will	39	37	0.9
Hill, Kasey	32	37	1.2
Prather, Casey	37	37	1.0

<b>Offensive Rebounds</b>	<b>G</b>	<b>No.</b>	<b>Avg/G</b>
Young, Patric	39	101	2.6
Finney-Smith, Dorian	37	94	2.5
Prather, Casey	37	72	1.9
Yeguete, Will	39	54	1.4
Frazier, Michael	39	22	0.6

<b>Blocked Shots</b>	<b>G</b>	<b>No.</b>	<b>Blk/G</b>
Young, Patric	39	41	1.1
Prather, Casey	37	20	0.5
Finney-Smith, Dorian	37	16	0.4
Walker, DeVon	35	13	0.4
Walker, Chris	18	8	0.4

<b>Defensive Rebounds</b>	<b>G</b>	<b>No.</b>	<b>Avg/G</b>
Finney-Smith, Dorian	37	153	4.1
Yeguete, Will	39	147	3.8
Young, Patric	39	139	3.6
Frazier, Michael	39	115	2.9
Prather, Casey	37	112	3.0

<b>Minutes</b>	<b>G</b>	<b>No.</b>	<b>Min/G</b>
Frazier, Michael	39	1194	30.6
Wilbekin, Scottie	34	1155	34.0
Prather, Casey	37	1034	27.9
Young, Patric	39	1025	26.3
Finney-Smith, Dorian	37	955	25.8

<b>Fouls</b>	<b>G</b>	<b>No.</b>	<b>Per/G</b>
Young, Patric	39	101	2.6
Yeguete, Will	39	85	2.2
Finney-Smith, Dorian	37	80	2.2
Prather, Casey	37	78	2.1
Hill, Kasey	32	67	2.1

<b>Turnovers</b>	<b>G</b>	<b>No.</b>	<b>TO/G</b>
Prather, Casey	37	80	2.2
Finney-Smith, Dorian	37	61	1.6
Wilbekin, Scottie	34	58	1.7
Hill, Kasey	32	50	1.6
Young, Patric	39	49	1.3

<b>Foulsouts</b>	<b>G</b>	<b>No.</b>
Young, Patric	39	3
Finney-Smith, Dorian	37	2
Hill, Kasey	32	2
Yeguete, Will	39	1

**2013-14 Florida Basketball**  
**Florida Team Game-by-Game Comparison (as of Apr 14, 2014)**  
**All games**

Opponent	1st	2nd	Score	Mar	Total FG	FG Pct	3-Pointers	3FG Pct	Free Throws	FT Pct	Rebounds	Assist	T/Over	Block	Steal	Fouls
NORTH FLORIDA	37/31	40/38	77-69	+8	24-54/26-64	.444/.406	2-10/9-24	.200/.375	27-32/8-15	.844/.533	35/37 (2)	11/14	13/17	4/2	9/6	12/24
Wisconsin	26/29	27/30	53-59	(6)	19-47/21-48	.404/.438	5-14/9-20	.357/.450	10-17/8-14	.588/.571	28/31 (3)	7/11	11/14	1/2	6/3	18/17
UALR	27/27	59/29	86-56	+30	31-60/22-61	.517/.361	6-17/2-11	.353/.182	18-29/10-12	.621/.833	40/36 +4	16/6	9/18	6/3	11/4	12/21
SOUTHERN U.	35/19	32/34	67-53	+14	24-60/18-46	.400/.391	6-20/3-16	.300/.188	13-19/14-25	.684/.560	43/29 +14	15/7	9/12	4/5	7/4	20/18
MIDDLE TENNESSEE	34/26	45/33	79-59	+20	25-50/20-47	.500/.426	4-12/6-19	.333/.316	25-30/13-18	.833/.722	31/26 +5	10/8	12/16	0/4	9/6	18/25
Jacksonville	48/29	38/31	86-60	+26	31-52/23-61	.596/.377	8-13/5-14	.615/.357	16-28/9-17	.571/.529	37/33 +4	19/11	9/12	4/0	7/5	15/20
FLORIDA STATE	31/28	36/38	67-66	+1	23-60/22-52	.383/.423	6-16/2-10	.375/.200	15-24/20-23	.625/.870	38/37 +1	15/10	9/12	3/6	6/5	18/20
UConn	29/30	35/35	64-65	(1)	25-51/23-53	.490/.434	3-9/11-24	.333/.458	11-17/8-11	.647/.727	34/26 +8	8/10	16/14	2/3	8/6	14/18
KANSAS	36/21	31/40	67-61	+6	20-54/19-44	.370/.432	7-14/8-19	.500/.421	20-34/15-19	.588/.789	30/40 (10)	12/11	8/24	1/6	10/5	19/25
Memphis	41/38	36/37	77-75	+2	28-54/27-57	.519/.474	7-16/6-18	.438/.333	14-19/15-18	.737/.833	37/26 +11	13/17	17/8	2/8	3/9	16/17
Fresno State	23/19	43/30	66-49	+17	24-57/16-50	.421/.320	5-18/4-17	.278/.235	13-21/13-19	.619/.684	47/24 +23	12/6	11/8	3/2	3/7	17/18
SAVANNAH STATE	34/11	42/23	76-34	+42	25-51/12-49	.490/.245	7-17/2-8	.412/.250	19-32/8-10	.594/.800	42/30 +12	11/6	13/20	7/3	8/9	11/23
RICHMOND	25/23	42/35	67-58	+9	26-56/24-55	.464/.436	5-19/9-25	.263/.360	10-19/1-3	.526/.333	44/22 +22	10/12	14/12	2/2	5/4	12/21
SOUTH CAROLINA	34/21	40/37	74-58	+16	26-45/18-41	.578/.439	5-19/5-10	.263/.500	17-24/17-26	.708/.654	25/28 (3)	16/9	15/21	4/0	10/7	19/20
Arkansas	35/36	31/30	84-82	+2	25-59/27-72	.424/.375	9-25/10-24	.360/.417	25-34/18-27	.735/.667	44/45 (1)	13/12	17/11	2/3	9/7	20/24
GEORGIA	36/16	36/34	72-50	+22	25-54/16-48	.463/.333	11-26/3-9	.423/.333	11-20/15-21	.550/.714	34/34 -	18/6	8/15	3/3	7/5	15/14
Auburn	33/32	35/29	68-61	+7	21-39/20-46	.538/.435	3-9/7-13	.333/.538	23-33/14-22	.697/.636	31/23 +8	10/10	14/15	3/2	11/7	18/25
Alabama	33/26	35/36	68-62	+6	23-61/22-57	.377/.386	10-28/2-12	.357/.167	12-18/16-22	.667/.727	42/39 +3	15/10	9/7	4/4	3/6	18/17
TENNESSEE	26/19	41/22	67-41	+26	26-54/15-56	.481/.268	5-16/1-19	.313/.053	10-13/10-14	.769/.714	35/40 (5)	8/6	6/13	1/1	4/1	17/19
Mississippi State	27/26	35/25	62-51	+11	24-52/23-54	.462/.426	6-20/4-14	.300/.286	8-19/1-6	.421/.167	38/30 +8	14/7	9/12	4/0	7/4	12/16
TEXAS A&M	34/17	35/19	69-36	+33	23-56/14-54	.411/.259	5-25/4-20	.200/.200	18-29/4-9	.621/.444	57/27 +30	11/6	12/10	4/1	5/3	13/22
MISSOURI	25/28	43/30	68-58	+10	19-43/21-53	.442/.396	6-20/8-21	.300/.381	24-33/8-12	.727/.667	33/32 +1	15/10	10/12	4/0	2/4	16/26
ALABAMA	36/36	42/33	78-69	+9	31-50/22-40	.620/.550	6-17/6-11	.353/.545	10-16/19-22	.625/.864	23/20 +3	22/13	13/16	4/4	4/8	21/18
Tennessee	33/34	34/24	67-58	+9	21-58/22-48	.362/.458	8-21/5-14	.381/.357	17-22/9-17	.773/.529	39/32 +7	10/8	12/15	2/9	10/7	17/18
Kentucky	28/31	41/28	69-59	+10	22-50/20-42	.440/.476	3-13/5-12	.231/.417	22-28/14-23	.786/.609	28/31 (3)	9/11	5/13	1/3	7/2	16/17
AUBURN	30/38	41/28	71-66	+5	20-50/22-46	.400/.478	8-24/10-19	.333/.526	23-28/12-17	.821/.706	36/22 +14	14/11	9/9	3/2	3/4	17/22
Ole Miss	42/42	33/29	75-71	+4	24-54/27-60	.444/.450	12-33/8-25	.364/.320	15-19/9-11	.789/.818	34/32 +2	19/15	14/13	1/3	4/10	12/16
Vanderbilt	32/25	25/29	57-54	+3	21-52/20-41	.404/.488	8-22/8-18	.364/.444	7-12/6-11	.583/.545	32/26 +6	12/11	11/16	1/2	8/6	13/16
LSU	41/25	38/36	79-61	+18	31-54/23-60	.574/.383	13-23/7-21	.565/.333	4-7/8-10	.571/.800	29/34 (5)	18/12	13/15	3/3	9/6	14/8
South Carolina	28/26	44/20	72-46	+26	25-59/16-50	.424/.320	11-31/4-16	.355/.250	11-19/10-15	.579/.667	38/34 +4	16/10	12/19	4/2	17/6	17/16
KENTUCKY	49/28	35/37	84-65	+19	28-47/23-51	.596/.451	9-15/4-10	.600/.400	19-29/15-25	.655/.600	32/27 +5	20/10	10/14	4/1	6/7	19/22
MISSOURI	29/29	43/20	72-49	+23	25-54/16-44	.463/.364	12-21/1-13	.571/.077	10-20/16-19	.500/.842	35/30 +5	16/5	9/14	2/2	9/8	17/18
Tennessee	28/35	28/14	56-49	+7	21-44/19-46	.477/.413	4-11/2-13	.364/.154	10-17/9-11	.588/.818	24/30 (6)	7/7	13/16	1/4	9/7	16/18
Kentucky	40/30	21/30	61-60	+1	23-53/18-51	.434/.353	8-19/3-11	.421/.273	7-17/21-26	.412/.808	38/36 +2	12/9	13/12	3/8	9/4	22/19
Albany	34/28	33/27	67-55	+12	25-49/20-51	.510/.392	3-12/4-13	.250/.308	14-18/11-14	.778/.786	30/27 +3	11/10	10/10	5/2	7/4	14/15
Pittsburgh	27/22	34/23	61-45	+16	25-58/19-51	.431/.373	5-20/4-17	.250/.235	6-9/3-6	.667/.500	38/31 +7	9/14	6/11	5/2	10/4	7/12
UCLA	36/30	43/38	79-68	+11	29-58/27-64	.500/.422	8-21/3-18	.381/.167	13-18/11-15	.722/.733	40/30 +10	22/12	12/8	5/4	4/8	15/19
Dayton	38/24	24/28	62-52	+10	18-48/19-48	.375/.396	5-15/8-18	.333/.444	21-28/6-8	.750/.750	37/26 +11	10/11	7/9	5/5	5/5	10/19
UConn	22/25	31/38	53-63	(10)	19-49/24-43	.388/.558	1-10/5-12	.100/.417	14-20/10-13	.700/.769	27/28 (1)	3/12	11/13	1/4	3/6	14/16

Note: Game totals are displayed in the format TEAM/OPPONENT for each category

**2013-14 Florida Basketball**  
**Florida Team Game-by-Game (as of Apr 14, 2014)**  
**All games**

TEAM STATISTICS

Opponent	Date	Score	W	Total		3-Pointers		Free throws		Rebounds				pf	a	t/o	blk	stl	pts	avg
				fg-fga	pct	3fg-fga	pct	ft-fa	pct	off	def	tot	avg							
NORTH FLORIDA	11/8/13	77-69	W	24-54	.444	2-10	.200	27-32	.844	8	27	35	35.0	12	11	13	4	9	77	77.0
at Wisconsin	11/12/13	53-59	L	19-47	.404	5-14	.357	10-17	.588	6	22	28	31.5	18	7	11	1	6	53	65.0
UALR	11/16/13	86-56	W	31-60	.517	6-17	.353	18-29	.621	12	28	40	34.3	12	16	9	6	11	86	72.0
SOUTHERN U.	11/18/13	67-53	W	24-60	.400	6-20	.300	13-19	.684	18	25	43	36.5	20	15	9	4	7	67	70.8
MIDDLE TENNESSEE	11/21/13	79-59	W	25-50	.500	4-12	.333	25-30	.833	10	21	31	35.4	18	10	12	0	9	79	72.4
at Jacksonville	11/25/13	86-60	W	31-52	.596	8-13	.615	16-28	.571	10	27	37	35.7	15	19	9	4	7	86	74.7
FLORIDA STATE	11/29/13	67-66	W	23-60	.383	6-16	.375	15-24	.625	20	18	38	36.0	18	15	9	3	6	67	73.6
at UConn	12/2/13	64-65	L	25-51	.490	3-9	.333	11-17	.647	11	23	34	35.8	14	8	16	2	8	64	72.4
KANSAS	12/10/13	67-61	W	20-54	.370	7-14	.500	20-34	.588	13	17	30	35.1	19	12	8	1	10	67	71.8
vs Memphis	12/17/13	77-75	W	28-54	.519	7-16	.438	14-19	.737	13	24	37	35.3	16	13	17	2	3	77	72.3
vs Fresno State	12/21/13	66-49	W	24-57	.421	5-18	.278	13-21	.619	20	27	47	36.4	17	12	11	3	3	66	71.7
SAVANNAH STATE	12/29/13	76-34	W	25-51	.490	7-17	.412	19-32	.594	14	28	42	36.8	11	11	13	7	8	76	72.1
RICHMOND	1/4/14	67-58	W	26-56	.464	5-19	.263	10-19	.526	15	29	44	37.4	12	10	14	2	5	67	71.7
SOUTH CAROLINA	1/8/14	74-58	W	26-45	.578	5-19	.263	17-24	.708	5	20	25	36.5	19	16	15	4	10	74	71.9
at Arkansas	1/11/14	84-82	Wot	25-59	.424	9-25	.360	25-34	.735	14	30	44	37.0	20	13	17	2	9	84	72.7
GEORGIA	1/14/14	72-50	W	25-54	.463	11-26	.423	11-20	.550	11	23	34	36.8	15	18	8	3	7	72	72.6
at Auburn	1/18/14	68-61	W	21-39	.538	3-9	.333	23-33	.697	7	24	31	36.5	18	10	14	3	11	68	72.4
at Alabama	1/23/14	68-62	W	23-61	.377	10-28	.357	12-18	.667	18	24	42	36.8	18	15	9	4	3	68	72.1
TENNESSEE	1/25/14	67-41	W	26-54	.481	5-16	.313	10-13	.769	7	28	35	36.7	17	8	6	1	4	67	71.8
at Mississippi State	1/30/14	62-51	W	24-52	.462	6-20	.300	8-19	.421	12	26	38	36.8	12	14	9	4	7	62	71.3
TEXAS A&M	2/1/14	69-36	W	23-56	.411	5-25	.200	18-29	.621	17	40	57	37.7	13	11	12	4	5	69	71.2
MISSOURI	2/4/14	68-58	W	19-43	.442	6-20	.300	24-33	.727	12	21	33	37.5	16	15	10	4	2	68	71.1
ALABAMA	2/8/14	78-69	W	31-50	.620	6-17	.353	10-16	.625	7	16	23	36.9	21	22	13	4	4	78	71.4
at Tennessee	2/11/14	67-58	W	21-58	.362	8-21	.381	17-22	.773	18	21	39	37.0	17	10	12	2	10	67	71.2
at Kentucky	2/15/14	69-59	W	22-50	.440	3-13	.231	22-28	.786	10	18	28	36.6	16	9	5	1	7	69	71.1
AUBURN	2/19/14	71-66	W	20-50	.400	8-24	.333	23-28	.821	12	24	36	36.6	17	14	9	3	3	71	71.1
at Ole Miss	2/22/14	75-71	W	24-54	.444	12-33	.364	15-19	.789	15	19	34	36.5	12	19	14	1	4	75	71.3
at Vanderbilt	2/25/14	57-54	W	21-52	.404	8-22	.364	7-12	.583	13	19	32	36.3	13	12	11	1	8	57	70.8
LSU	3/1/14	79-61	W	31-54	.574	13-23	.565	4-7	.571	3	26	29	36.1	14	18	13	3	9	79	71.0
at South Carolina	3/4/14	72-46	W	25-59	.424	11-31	.355	11-19	.579	16	22	38	36.1	17	16	12	4	17	72	71.1
KENTUCKY	3/8/14	84-65	W	28-47	.596	9-15	.600	19-29	.655	3	29	32	36.0	19	20	10	4	6	84	71.5
MISSOURI	3/14/14	72-49	W	25-54	.463	12-21	.571	10-20	.500	10	25	35	36.0	17	16	9	2	9	72	71.5
vs Tennessee	3/15/14	56-49	W	21-44	.477	4-11	.364	10-17	.588	4	20	24	35.6	16	7	13	1	9	56	71.0
vs Kentucky	3/16/14	61-60	W	23-53	.434	8-19	.421	7-17	.412	13	25	38	35.7	22	12	13	3	9	61	70.7
vs Albany	3/20/14	67-55	W	25-49	.510	3-12	.250	14-18	.778	5	25	30	35.5	14	11	10	5	7	67	70.6
vs Pittsburgh	3/22/14	61-45	W	25-58	.431	5-20	.250	6-9	.667	14	24	38	35.6	7	9	6	5	10	61	70.4
vs UCLA	3/27/14	79-68	W	29-58	.500	8-21	.381	13-18	.722	10	30	40	35.7	15	22	12	5	4	79	70.6
vs Dayton	3/29/14	62-52	W	18-48	.375	5-15	.333	21-28	.750	12	25	37	35.7	10	10	7	5	5	62	70.4
vs UConn	4/5/14	53-63	L	19-49	.388	1-10	.100	14-20	.700	12	15	27	35.5	14	3	11	1	3	53	69.9
Florida		2727		945-2056	.460	255-711	.359	582-871	.668	450	935	1385	35.5	611	509	431	118	274	2727	69.9
Opponents		2253		806-2004	.402	207-628	.330	434-626	.693	370	821	1191	30.5	739	386	526	120	219	2253	57.8

Games played: 39  
Points/game: 69.9  
FG Pct: 46.0  
3FG Pct: 35.9  
FT Pct: 66.8

Rebounds/game: 35.5  
Assists/game: 13.1  
Turnovers/game: 11.1  
Assist/turnover ratio: 1.2  
Steals/game: 7.0  
Blocks/game: 3.0

**2013-14 Florida Basketball**  
**Florida Opponent Game-by-Game (as of Apr 14, 2014)**  
**All games**

OPPONENT STATISTICS

Opponent	Date	Score		Total		3-Pointers		Free throws		Rebounds								pts	avg	
				fg-fga	pct	3fg-fga	pct	ft-fa	pct	off	def	tot	avg	pf	a	t/o	blk			stl
NORTH FLORIDA	11/8/13	77-69	W	26-64	.406	9-24	.375	8-15	.533	13	24	37	37.0	24	14	17	2	6	69	69.0
at Wisconsin	11/12/13	53-59	L	21-48	.438	9-20	.450	8-14	.571	8	23	31	34.0	17	11	14	2	3	59	64.0
UALR	11/16/13	86-56	W	22-61	.361	2-11	.182	10-12	.833	12	24	36	34.7	21	6	18	3	4	56	61.3
SOUTHERN U.	11/18/13	67-53	W	18-46	.391	3-16	.188	14-25	.560	9	20	29	33.2	18	7	12	5	4	53	59.2
MIDDLE TENNESSEE	11/21/13	79-59	W	20-47	.426	6-19	.316	13-18	.722	8	18	26	31.8	25	8	16	4	6	59	59.2
at Jacksonville	11/25/13	86-60	W	23-61	.377	5-14	.357	9-17	.529	16	17	33	32.0	20	11	12	0	5	60	59.3
FLORIDA STATE	11/29/13	67-66	W	22-52	.423	2-10	.200	20-23	.870	15	22	37	32.7	20	10	12	6	5	66	60.3
at UConn	12/2/13	64-65	L	23-53	.434	11-24	.458	8-11	.727	8	18	26	31.9	18	10	14	3	6	65	60.9
KANSAS	12/10/13	67-61	W	19-44	.432	8-19	.421	15-19	.789	11	29	40	32.8	25	11	24	6	5	61	60.9
vs Memphis	12/17/13	77-75	W	27-57	.474	6-18	.333	15-18	.833	9	17	26	32.1	17	17	8	8	9	75	62.3
vs Fresno State	12/21/13	66-49	W	16-50	.320	4-17	.235	13-19	.684	9	15	24	31.4	18	6	8	2	7	49	61.1
SAVANNAH STATE	12/29/13	76-34	W	12-49	.245	2-8	.250	8-10	.800	10	20	30	31.3	23	6	20	3	9	34	58.8
RICHMOND	1/4/14	67-58	W	24-55	.436	9-25	.360	1-3	.333	3	19	22	30.5	21	12	12	2	4	58	58.8
SOUTH CAROLINA	1/8/14	74-58	W	18-41	.439	5-10	.500	17-26	.654	9	19	28	30.4	20	9	21	0	7	58	58.7
at Arkansas	1/11/14	84-82	Wot	27-72	.375	10-24	.417	18-27	.667	20	25	45	31.3	24	12	11	3	7	82	60.3
GEORGIA	1/14/14	72-50	W	16-48	.333	3-9	.333	15-21	.714	11	23	34	31.5	14	6	15	3	5	50	59.6
at Auburn	1/18/14	68-61	W	20-46	.435	7-13	.538	14-22	.636	7	16	23	31.0	25	10	15	2	7	61	59.7
at Alabama	1/23/14	68-62	W	22-57	.386	2-12	.167	16-22	.727	15	24	39	31.4	17	10	7	4	6	62	59.8
TENNESSEE	1/25/14	67-41	W	15-56	.268	1-19	.053	10-14	.714	16	24	40	31.9	19	6	13	1	1	41	58.8
at Mississippi State	1/30/14	62-51	W	23-54	.426	4-14	.286	1-6	.167	9	21	30	31.8	16	7	12	0	4	51	58.5
TEXAS A&M	2/1/14	69-36	W	14-54	.259	4-20	.200	4-9	.444	5	22	27	31.6	22	6	10	1	3	36	57.4
MISSOURI	2/4/14	68-58	W	21-53	.396	8-21	.381	8-12	.667	13	19	32	31.6	26	10	12	0	4	58	57.4
ALABAMA	2/8/14	78-69	W	22-40	.550	6-11	.545	19-22	.864	4	16	20	31.1	18	13	16	4	8	69	57.9
at Tennessee	2/11/14	67-58	W	22-48	.458	5-14	.357	9-17	.529	9	23	32	31.1	18	8	15	9	7	58	57.9
at Kentucky	2/15/14	69-59	W	20-42	.476	5-12	.417	14-23	.609	9	22	31	31.1	17	11	13	3	2	59	58.0
AUBURN	2/19/14	71-66	W	22-46	.478	10-19	.526	12-17	.706	4	18	22	30.8	22	11	9	2	4	66	58.3
at Ole Miss	2/22/14	75-71	W	27-60	.450	8-25	.320	9-11	.818	15	17	32	30.8	16	15	13	3	10	71	58.7
at Vanderbilt	2/25/14	57-54	W	20-41	.488	8-18	.444	6-11	.545	4	22	26	30.6	16	11	16	2	6	54	58.6
LSU	3/1/14	79-61	W	23-60	.383	7-21	.333	8-10	.800	12	22	34	30.8	8	12	15	3	6	61	58.7
at South Carolina	3/4/14	72-46	W	16-50	.320	4-16	.250	10-15	.667	13	21	34	30.9	16	10	19	2	6	46	58.2
KENTUCKY	3/8/14	84-65	W	23-51	.451	4-10	.400	15-25	.600	6	21	27	30.7	22	10	14	1	7	65	58.5
MISSOURI	3/14/14	72-49	W	16-44	.364	1-13	.077	16-19	.842	4	26	30	30.7	18	5	14	2	8	49	58.2
vs Tennessee	3/15/14	56-49	W	19-46	.413	2-13	.154	9-11	.818	8	22	30	30.7	18	7	16	4	7	49	57.9
vs Kentucky	3/16/14	61-60	W	18-51	.353	3-11	.273	21-26	.808	12	24	36	30.9	19	9	12	8	4	60	57.9
vs Albany	3/20/14	67-55	W	20-51	.392	4-13	.308	11-14	.786	6	21	27	30.7	15	10	10	2	4	55	57.9
vs Pittsburgh	3/22/14	61-45	W	19-51	.373	4-17	.235	3-6	.500	10	21	31	30.8	12	14	11	2	4	45	57.5
vs UCLA	3/27/14	79-68	W	27-64	.422	3-18	.167	11-15	.733	8	22	30	30.7	19	12	8	4	8	68	57.8
vs Dayton	3/29/14	62-52	W	19-48	.396	8-18	.444	6-8	.750	5	21	26	30.6	19	11	9	5	5	52	57.6
vs UConn	4/5/14	53-63	L	24-43	.558	5-12	.417	10-13	.769	5	23	28	30.5	16	12	13	4	6	63	57.8
Opponents		2253		806-2004	.402	207-628	.330	434-626	.693	370	821	1191	30.5	739	386	526	120	219	2253	57.8
Florida		2727		945-2056	.460	255-711	.359	582-871	.668	450	935	1385	35.5	611	509	431	118	274	2727	69.9

Games played: 39  
Points/game: 57.8  
FG Pct: 40.2  
3FG Pct: 33.0  
FT Pct: 69.3

Rebounds/game: 30.5  
Assists/game: 9.9  
Turnovers/game: 13.5  
Assist/turnover ratio: 0.7  
Steals/game: 5.6  
Blocks/game: 3.1



**2013-14 Florida Basketball**  
**Florida Points-Rebounds-Assists (as of Apr 14, 2014)**  
**All games**

Opponent	Date	Score		00	01	04	05	10	11	12
				HILL,KASEY	CARTER,ELI	YOUNG,PATR	WILBEKIN,S	FINNEY-SMI	EDWARDS,LE	GRAHAM,DIL
NORTH FLORIDA	11/8/13	77-69	w	15-0-4	3-2-1	2-2-1	DNP	DNP	DNP	0-0-0
at Wisconsin	11/12/13	53-59	L	4-3-4	0-0-0	8-6-1	DNP	DNP	DNP	DNP
UALR	11/16/13	86-56	w	14-3-6	0-0-0	10-8-0	DNP	17-9-0	0-1-0	DNP
SOUTHERN U.	11/18/13	67-53	w	8-0-3	0-0-0	12-6-0	DNP	8-7-2	0-0-0	DNP
MIDDLE TENNESSEE	11/21/13	79-59	w	DNP	0-2-0	16-6-3	DNP	14-6-1	0-0-0	DNP
at Jacksonville	11/25/13	86-60	w	DNP	0-0-1	13-3-0	12-5-7	14-11-3	0-1-0	DNP
FLORIDA STATE	11/29/13	67-66	w	DNP	0-1-0	4-4-0	7-2-8	6-10-1	DNP	DNP
at UConn	12/2/13	64-65	L	DNP	DNP	17-7-1	15-3-2	3-6-0	DNP	DNP
KANSAS	12/10/13	67-61	w	6-2-3	DNP	12-6-0	18-0-6	15-5-1	DNP	DNP
vs Memphis	12/17/13	77-75	w	5-2-3	DNP	8-8-2	11-5-3	14-6-3	DNP	DNP
vs Fresno State	12/21/13	66-49	w	7-1-1	DNP	8-9-2	11-6-3	7-5-2	0-0-0	DNP
SAVANNAH STATE	12/29/13	76-34	w	7-2-5	DNP	15-6-0	10-3-1	8-7-1	DNP	DNP
RICHMOND	1/4/14	67-58	w	2-2-1	DNP	15-6-2	10-2-2	5-13-1	DNP	DNP
SOUTH CAROLINA	1/8/14	74-58	w	5-2-2	DNP	13-7-0	17-1-3	8-4-5	0-0-0	DNP
at Arkansas	1/11/14	84-82	w	6-4-5	DNP	10-7-1	18-2-2	22-15-3	DNP	DNP
GEORGIA	1/14/14	72-50	w	3-0-5	DNP	10-9-1	7-2-5	14-5-3	0-0-0	DNP
at Auburn	1/18/14	68-61	w	7-2-3	DNP	13-6-1	16-3-1	7-3-1	DNP	DNP
at Alabama	1/23/14	68-62	w	6-1-2	DNP	5-6-2	10-2-4	6-11-3	DNP	DNP
TENNESSEE	1/25/14	67-41	w	2-3-3	DNP	10-5-0	13-3-1	9-8-1	0-0-0	DNP
at Mississippi State	1/30/14	62-51	w	7-3-3	DNP	12-8-1	8-2-8	8-9-1	DNP	DNP
TEXAS A&M	2/1/14	69-36	w	4-3-2	DNP	9-14-0	8-4-2	11-9-3	0-1-0	DNP
MISSOURI	2/4/14	68-58	w	4-3-6	DNP	13-6-2	19-1-4	3-7-1	DNP	DNP
ALABAMA	2/8/14	78-69	w	2-1-3	DNP	11-2-1	16-4-3	4-3-5	DNP	DNP
at Tennessee	2/11/14	67-58	w	4-0-0	DNP	6-6-0	21-3-6	4-5-3	DNP	DNP
at Kentucky	2/15/14	69-59	w	0-1-1	DNP	10-5-0	23-3-2	8-5-1	DNP	DNP
AUBURN	2/19/14	71-66	w	DNP	DNP	17-7-3	15-1-4	3-2-1	DNP	DNP
at Ole Miss	2/22/14	75-71	w	DNP	DNP	12-5-1	18-2-7	5-5-4	DNP	DNP
at Vanderbilt	2/25/14	57-54	w	DNP	DNP	12-7-0	7-0-5	19-9-1	DNP	DNP
LSU	3/1/14	79-61	w	4-1-5	DNP	8-6-1	11-2-4	16-2-2	DNP	DNP
at South Carolina	3/4/14	72-46	w	4-3-0	DNP	9-2-1	2-3-4	3-6-5	0-0-0	DNP
KENTUCKY	3/8/14	84-65	w	8-1-7	DNP	18-7-0	13-3-4	11-6-4	0-0-0	DNP
MISSOURI	3/14/14	72-49	w	7-5-5	DNP	9-3-2	15-3-2	10-9-3	DNP	DNP
vs Tennessee	3/15/14	56-49	w	5-1-0	DNP	16-8-0	14-1-1	0-2-1	DNP	DNP
vs Kentucky	3/16/14	61-60	w	2-0-3	DNP	14-5-0	11-3-6	3-6-1	DNP	DNP
vs Albany	3/20/14	67-55	w	10-1-0	DNP	10-10-1	10-3-4	16-3-1	DNP	DNP
vs Pittsburgh	3/22/14	61-45	w	3-2-2	DNP	7-8-0	21-3-2	4-8-1	DNP	DNP
vs UCLA	3/27/14	79-68	w	6-6-10	DNP	4-3-0	13-1-3	10-6-4	DNP	DNP
vs Dayton	3/29/14	62-52	w	2-3-3	DNP	12-6-0	23-1-3	5-9-2	DNP	DNP
vs UConn	4/5/14	53-63	L	7-2-0	DNP	19-5-0	4-1-1	3-5-1	DNP	DNP

2013-14 Florida Basketball  
 Florida Points-Rebounds-Assists (as of Apr 14, 2014)  
 All games

Opponent	Date	Score		15	20	23	24	25	30	42
				YEGUETE,WI	FRAZIER,MI	WALKER,CHR	PRATHER,CA	WALKER,DEV	KURTZ,JACO	DONOVAN,BI
NORTH FLORIDA	11/8/13	77-69	w	2-5-3	19-9-0	DNP	28-8-1	4-1-0	4-5-1	0-0-0
at Wisconsin	11/12/13	53-59	L	8-4-1	20-2-0	DNP	12-5-1	0-1-0	1-6-0	DNP
UALR	11/16/13	86-56	w	6-3-1	6-2-1	DNP	27-5-5	0-3-2	6-3-0	0-0-1
SOUTHERN U.	11/18/13	67-53	w	5-6-1	9-4-3	DNP	10-9-4	10-3-2	5-5-0	0-0-0
MIDDLE TENNESSEE	11/21/13	79-59	w	10-5-1	13-2-2	DNP	11-4-2	10-1-1	3-2-0	2-0-0
at Jacksonville	11/25/13	86-60	w	1-7-2	17-2-0	DNP	27-5-3	0-0-1	2-1-1	0-1-1
FLORIDA STATE	11/29/13	67-66	w	6-6-4	17-2-0	DNP	19-4-1	DNP	8-5-1	DNP
at UConn	12/2/13	64-65	L	3-2-0	7-5-2	DNP	19-7-3	0-0-0	0-0-0	DNP
KANSAS	12/10/13	67-61	w	1-6-0	3-3-1	DNP	12-8-1	DNP	0-0-0	DNP
vs Memphis	12/17/13	77-75	w	4-2-1	11-3-1	DNP	22-4-0	2-0-0	0-1-0	DNP
vs Fresno State	12/21/13	66-49	w	9-10-0	4-4-1	DNP	16-5-2	4-0-1	0-1-0	0-0-0
SAVANNAH STATE	12/29/13	76-34	w	5-4-2	11-4-0	DNP	10-4-1	8-7-1	0-3-0	2-0-0
RICHMOND	1/4/14	67-58	w	2-7-1	18-4-0	DNP	12-7-3	3-0-0	DNP	DNP
SOUTH CAROLINA	1/8/14	74-58	w	8-0-1	8-4-1	DNP	13-2-3	2-4-0	0-0-0	0-0-1
at Arkansas	1/11/14	84-82	w	7-5-0	15-3-0	DNP	DNP	2-6-1	4-1-1	DNP
GEORGIA	1/14/14	72-50	w	12-6-0	21-4-2	DNP	DNP	3-2-2	2-0-0	0-0-0
at Auburn	1/18/14	68-61	w	4-6-2	0-2-0	DNP	21-6-1	0-1-0	0-0-1	0-0-0
at Alabama	1/23/14	68-62	w	6-11-0	18-2-3	DNP	14-6-0	3-0-1	DNP	DNP
TENNESSEE	1/25/14	67-41	w	4-4-1	17-4-2	DNP	12-3-0	0-0-0	0-1-0	0-0-0
at Mississippi State	1/30/14	62-51	w	1-4-1	9-2-0	DNP	16-7-0	0-1-0	1-2-0	DNP
TEXAS A&M	2/1/14	69-36	w	5-10-0	21-8-2	DNP	7-1-1	DNP	4-1-1	0-2-0
MISSOURI	2/4/14	68-58	w	6-6-0	14-3-2	4-2-0	5-3-0	0-0-0	DNP	DNP
ALABAMA	2/8/14	78-69	w	12-3-4	14-2-3	4-1-0	15-6-3	0-0-0	DNP	DNP
at Tennessee	2/11/14	67-58	w	6-5-0	11-2-0	0-3-0	9-8-1	6-0-0	DNP	DNP
at Kentucky	2/15/14	69-59	w	1-4-2	3-4-1	0-0-0	24-4-1	0-1-1	DNP	DNP
AUBURN	2/19/14	71-66	w	5-8-2	9-3-0	0-0-0	16-9-2	6-1-2	0-0-0	DNP
at Ole Miss	2/22/14	75-71	w	7-5-1	17-3-2	2-1-0	7-5-2	7-1-1	0-0-1	DNP
at Vanderbilt	2/25/14	57-54	w	2-3-2	9-6-1	0-0-0	2-6-3	6-1-0	DNP	DNP
LSU	3/1/14	79-61	w	4-5-2	14-3-4	2-6-0	14-2-0	6-0-0	0-0-0	0-0-0
at South Carolina	3/4/14	72-46	w	4-5-2	37-3-1	4-2-1	7-5-1	0-1-1	2-1-0	0-1-0
KENTUCKY	3/8/14	84-65	w	5-7-1	9-0-2	2-1-0	15-3-2	3-2-0	0-0-0	0-0-0
MISSOURI	3/14/14	72-49	w	3-4-1	15-5-0	4-1-0	9-3-2	0-2-1	0-0-0	0-0-0
vs Tennessee	3/15/14	56-49	w	2-4-0	7-4-0	0-1-0	12-1-5	0-0-0	DNP	DNP
vs Kentucky	3/16/14	61-60	w	1-7-1	14-5-0	5-2-0	11-5-1	0-1-0	DNP	DNP
vs Albany	3/20/14	67-55	w	2-1-1	3-5-2	0-1-0	16-2-1	0-1-1	DNP	DNP
vs Pittsburgh	3/22/14	61-45	w	8-4-1	10-3-1	0-0-0	8-6-2	DNP	DNP	DNP
vs UCLA	3/27/14	79-68	w	8-7-1	19-6-3	7-3-0	12-3-1	0-0-0	DNP	DNP
vs Dayton	3/29/14	62-52	w	4-7-2	10-2-0	0-0-0	6-7-0	0-2-0	0-0-0	DNP
vs UConn	4/5/14	53-63	L	2-3-0	3-3-0	0-0-0	15-6-1	0-0-0	DNP	DNP

**2013-14 Florida Basketball**  
**Florida Game-by-Game Highs (as of Apr 14, 2014)**  
**All games**

Opponent	Date	Score	Points	Rebounds	Assists	Steals	Blocked shots
NORTH FLORIDA at Wisconsin	11/8/13	77-69	28-Prather, Casey	9-Frazier, Michael	4-Hill, Kasey	4-Yeguete, Will	2-Young, Patric
	11/12/13	53-59	20-Frazier, Michael	6-Young, Patric Kurtz, Jacob	4-Hill, Kasey	2-Frazier, Michael Yeguete, Will	1-Walker, DeVon
UALR	11/16/13	86-56	27-Prather, Casey	9-Finney-Smith, Doria	6-Hill, Kasey	5-Hill, Kasey	2-Young, Patric
SOUTHERN U.	11/18/13	67-53	12-Young, Patric	9-Prather, Casey	4-Prather, Casey	2-Frazier, Michael	3-Young, Patric
MIDDLE TENNESSEE at Jacksonville	11/21/13	79-59	16-Young, Patric	6-Young, Patric Finney-Smith, Doria	3-Young, Patric	2-Prather, Casey Walker, DeVon Young, Patric	None
	11/25/13	86-60	27-Prather, Casey	11-Finney-Smith, Dori	7-Wilbekin, Scottie	3-Wilbekin, Scottie	1-Kurtz, Jacob Prather, Casey Finney-Smith, Doria Young, Patric
FLORIDA STATE at UConn	11/29/13	67-66	19-Prather, Casey	10-Finney-Smith, Dori	8-Wilbekin, Scottie	5-Wilbekin, Scottie	1-Finney-Smith, Doria Frazier, Michael Young, Patric
KANSAS vs Memphis	12/2/13	64-65	19-Prather, Casey	7-Prather, Casey Young, Patric	3-Prather, Casey	2-Frazier, Michael Wilbekin, Scottie Young, Patric	1-Prather, Casey Young, Patric
	12/10/13	67-61	18-Wilbekin, Scottie	8-Prather, Casey	6-Wilbekin, Scottie	4-Wilbekin, Scottie	1-Young, Patric
vs Fresno State	12/17/13	77-75	22-Prather, Casey	8-Young, Patric	3-Wilbekin, Scottie Finney-Smith, Doria Hill, Kasey	2-Frazier, Michael	1-Finney-Smith, Doria Prather, Casey
	12/21/13	66-49	16-Prather, Casey	10-Yeguete, Will	3-Wilbekin, Scottie	1-Wilbekin, Scottie Frazier, Michael Hill, Kasey	1-Walker, DeVon Yeguete, Will Frazier, Michael
SAVANNAH STATE	12/29/13	76-34	15-Young, Patric	7-Finney-Smith, Doria Walker, DeVon	5-Hill, Kasey	2-Young, Patric Wilbekin, Scottie	2-Frazier, Michael Young, Patric
RICHMOND	1/4/14	67-58	18-Frazier, Michael	13-Finney-Smith, Dori	3-Prather, Casey	2-Wilbekin, Scottie Prather, Casey	1-Yeguete, Will Hill, Kasey
SOUTH CAROLINA at Arkansas	1/8/14	74-58	17-Wilbekin, Scottie	7-Young, Patric	5-Finney-Smith, Doria	3-Young, Patric	2-Finney-Smith, Doria
	1/11/14	84-82	22-Finney-Smith, Dori	15-Finney-Smith, Dori	5-Hill, Kasey	3-Finney-Smith, Doria	2-Walker, DeVon
GEORGIA at Auburn	1/14/14	72-50	21-Frazier, Michael	9-Young, Patric	5-Hill, Kasey Wilbekin, Scottie	2-Hill, Kasey	2-Walker, DeVon
	1/18/14	68-61	21-Prather, Casey	6-Prather, Casey Young, Patric Yeguete, Will	3-Hill, Kasey	5-Yeguete, Will	2-Young, Patric
at Alabama	1/23/14	68-62	18-Frazier, Michael	11-Yeguete, Will Finney-Smith, Doria	4-Wilbekin, Scottie	1-Wilbekin, Scottie Young, Patric Hill, Kasey	3-Prather, Casey
TENNESSEE at Mississippi State	1/25/14	67-41	17-Frazier, Michael	8-Finney-Smith, Doria	3-Hill, Kasey	1-Finney-Smith, Doria Hill, Kasey Young, Patric Yeguete, Will	1-Walker, DeVon
TEXAS A&M	1/30/14	62-51	16-Prather, Casey	9-Finney-Smith, Doria	8-Wilbekin, Scottie	2-Frazier, Michael Wilbekin, Scottie Finney-Smith, Doria	3-Young, Patric
MISSOURI	2/1/14	69-36	21-Frazier, Michael	14-Young, Patric	3-Finney-Smith, Doria	2-Hill, Kasey	2-Finney-Smith, Doria Young, Patric
ALABAMA at Tennessee	2/4/14	68-58	19-Wilbekin, Scottie	7-Finney-Smith, Doria	6-Hill, Kasey	1-Frazier, Michael Wilbekin, Scottie	2-Walker, Chris
2/8/14	78-69	16-Wilbekin, Scottie	6-Prather, Casey	5-Finney-Smith, Doria	2-Yeguete, Will	2-Young, Patric	
	2/11/14	67-58	21-Wilbekin, Scottie	8-Prather, Casey	6-Wilbekin, Scottie	4-Wilbekin, Scottie	1-Prather, Casey Frazier, Michael

2013-14 Florida Basketball  
 Florida Game-by-Game Highs (as of Apr 14, 2014)  
 All games

Opponent	Date	Score	Points	Rebounds	Assists	Steals	Blocked shots
at Kentucky	2/15/14	69-59	24-Prather, Casey	5-Finney-Smith, Doria Young, Patric	2-Yeguete, Will Wilbekin, Scottie	4-Prather, Casey	1-Walker, Chris
AUBURN	2/19/14	71-66	17-Young, Patric	9-Prather, Casey	4-Wilbekin, Scottie	2-Prather, Casey	2-Young, Patric
at Ole Miss	2/22/14	75-71	18-Wilbekin, Scottie	5-Young, Patric Prather, Casey Yeguete, Will Finney-Smith, Doria	7-Wilbekin, Scottie	2-Walker, DeVon	1-Finney-Smith, Doria
at Vanderbilt	2/25/14	57-54	19-Finney-Smith, Dori	9-Finney-Smith, Doria	5-Wilbekin, Scottie	4-Prather, Casey	1-Prather, Casey
LSU	3/1/14	79-61	16-Finney-Smith, Dori	6-Young, Patric Walker, Chris	5-Hill, Kasey	2-Wilbekin, Scottie Hill, Kasey	2-Walker, Chris
at South Carolina	3/4/14	72-46	37-Frazier, Michael	6-Finney-Smith, Doria	5-Finney-Smith, Doria	4-Hill, Kasey Prather, Casey Frazier, Michael	2-Finney-Smith, Doria
KENTUCKY	3/8/14	84-65	18-Young, Patric	7-Yeguete, Will Young, Patric	7-Hill, Kasey	2-Finney-Smith, Doria Frazier, Michael	2-Finney-Smith, Doria
MISSOURI	3/14/14	72-49	15-Wilbekin, Scottie Frazier, Michael	9-Finney-Smith, Doria	5-Hill, Kasey	4-Wilbekin, Scottie	1-Finney-Smith, Doria Young, Patric
vs Tennessee	3/15/14	56-49	16-Young, Patric	8-Young, Patric	5-Prather, Casey	4-Wilbekin, Scottie Frazier, Michael	1-Walker, DeVon
vs Kentucky	3/16/14	61-60	14-Young, Patric Frazier, Michael	7-Yeguete, Will	6-Wilbekin, Scottie	4-Prather, Casey	3-Young, Patric
vs Albany	3/20/14	67-55	16-Prather, Casey Finney-Smith, Doria	10-Young, Patric	4-Wilbekin, Scottie	2-Hill, Kasey Prather, Casey	3-Prather, Casey
vs Pittsburgh	3/22/14	61-45	21-Wilbekin, Scottie	8-Finney-Smith, Doria Young, Patric	2-Prather, Casey Hill, Kasey Wilbekin, Scottie	3-Prather, Casey	4-Young, Patric
vs UCLA	3/27/14	79-68	19-Frazier, Michael	7-Yeguete, Will	10-Hill, Kasey	1-Frazier, Michael Wilbekin, Scottie Yeguete, Will Finney-Smith, Doria	2-Prather, Casey
vs Dayton	3/29/14	62-52	23-Wilbekin, Scottie	9-Finney-Smith, Doria	3-Wilbekin, Scottie Hill, Kasey	3-Wilbekin, Scottie	4-Young, Patric
vs UConn	4/5/14	53-63	19-Young, Patric	6-Prather, Casey	1-Prather, Casey Wilbekin, Scottie Finney-Smith, Doria	2-Wilbekin, Scottie	1-Young, Patric